

CHANNEL

LIGHTING & SAFETY SYSTEMS



Door Entry Systems

Door Entry Systems | 2017



CHANNEL

LIGHTING & SAFETY SYSTEMS



Door Entry Systems Contents Page

Audio Door Entry	4
Audio Door Entry Kits and Codes.....	5
Black & White Video Door Entry	6 - 7
Keypad Access- Surface & Flush	8 - 9
Colour Video Door Entry	10-11
Keypad Access- Surface & Flush	12-13
Colour Video Door Entry- Multiway.....	14
Multitway Fingerprint & Proximity Reader	15
Create Your Own	16-17
Multiway Digital with Proximity Reader.....	18-19
Access Control Kits with Lock Options	20-24

USEFUL INFORMATION

Make a note of your Channel account number here

Your Internal Account Manager

Your Territory Manager

CONTACT US

Telephone	0845 884 7000
Fax	0845 884 6000
Online	www.channelsafety.co.uk
Email	customerservices@channelsafety.co.uk

OUR OPENING HOURS

Monday ~ Thursday	08:00am to 5:00pm
Friday	08:00am to 4:00pm



Door Entry Systems

Choosing an Access Control System

Put very simply, Access Control manages who goes in and out of your premises. It can be as simple as a Video Kit, an Audio Only Kit, a single Electronic Keypad, or as complex as a Multi way system.

- How many doors/buildings do you need to secure? *You may not need to secure every door, but you may wish to set up a system with "zones".*
- Do you need different levels of access to certain areas such as the Server Room or Cash Office? *Most businesses, large or small, have certain areas that require limited access.*
- Do you need to control who goes out as well as in? *For example a school will want to protect pupil safety by ensuring that children don't leave the premises unattended, as well as needing to prevent unauthorised visitors from entering.*
- How will people exit in the event of an emergency or power cut?
- How will you allow legitimate visitors access, will you speak to them via an intercom?

Access Control System - special requirements

Channel Safety Systems can supply systems utilising Fobs, Cards and Codes.

- *A pin code is generally accepted as being the lowest level of security as you can never really be certain who has the code. Fobs and cards are easily added and removed from a system meaning that it is quick and easy to deny access to ex-employees. A photo can be added to a card for use as an ID card. Proximity fobs are easy to use as they work on being in close vicinity to the reader*

For high security areas - access can be by Card, Fob, PIN code or all. Flexible programming provides complete control over access to your premises. Systems can be designed with DDA in mind and integration with existing Fire Alarm Systems may also be possible.

Call on 0845 884 7000 and we will be happy to discuss your unique requirements, whether they are simple or highly complex. Our quotations are free and designed to match your individual needs.

ENTRitech™ - Audio Only



D/ENT/AUDIO/1
D/ENT/AUDIO/1/FL

1 way audio kit c/w stainless steel 1 button call station, 1 power supply & 1 phone



D/ENT/AUDIO/2
D/ENT/AUDIO/2/FL

2 way audio kit c/w stainless steel 2 button call station, 1 power supply & 2 phones



D/ENT/AUDIO/3

3 way audio kit c/w stainless steel 3 button call station, 1 power supply & 3 phones



D/ENT/AUDIO/4
D/ENT/AUDIO/4/FL

4 way audio kit c/w stainless steel 4 button call station, 1 power supply & 4 phones



D/ENT/AUDIO/6
D/ENT/AUDIO/6/FL

6 way audio kit c/w stainless steel 6 button call station, 1 power supply & 6 phones

D/ENT/MASTER/3
3 Module Unit

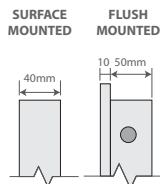
with... 3x

D/ENT/BU06
6 Button module

D/ENT/MASTER/3
2 Module Unit with...

D/ENT/AUDIO/KP
Digital keypad module &...

D/ENT/BU06
6 Button module



MAKE YOUR OWN UNIQUE SYSTEM!

It is possible to achieve different configurations by selecting either flush or surface mounted master units (shown under specifiers options) and choosing your desired button modules.

Need some assistance?

We understand the individuality that each project may have, so if you would like a hand in putting together a bespoke audio system for your premises, give our technical team a call on 0845 884 7000 or email technical@channelsafety.co.uk

ENTRitech™ - Audio Only

The easy-to-install 5-wire Audio only ENTRitech range has been designed for use within a wide range of applications including residential, commercial & industrial properties. ENTRitech uses up to date technology and is beautifully presented in a modern series of designs supplied in 17 gauge 1.367mm thick stainless steel. **This modular system is supplied in easy to order kit form with flush kit options available from 1 way to 8 way. Please contact us for details.**

PRODUCT FEATURES

- Stainless steel call stations
- Cost effective in installation time and materials
- Encapsulated electronics / IP44 rated call station
- Available in flush or surface mounted versions
- Up to 18 way systems available to special order

SURFACE MOUNTED AUDIO KITS WITH EMBEDDED INTERCOM

D/ENT/AUDIO/1	1 way audio kit complete with stainless steel 1 button call station, 1 power supply & 1 phone
D/ENT/AUDIO/2	2 way audio kit complete with stainless steel 2 button call station, 1 power supply & 2 phones
D/ENT/AUDIO/3	3 way audio kit complete with stainless steel 3 button call station, 1 power supply & 3 phones
D/ENT/AUDIO/4	4 way audio kit complete with stainless steel 4 button call station, 1 power supply & 4 phones
D/ENT/AUDIO/6	6 way audio kit complete with stainless steel 6 button call station, 1 power supply & 6 phones
D/ENT/AUDIO/8	8 way audio kit complete with stainless steel 8 button call station, 1 power supply & 8 phones

FLUSH MOUNTED AUDIO KITS WITH EMBEDDED INTERCOM

D/ENT/AUDIO/1/FL	Flush 1 way audio complete with stainless steel 1 button call station, power supply & 1 phone
D/ENT/AUDIO/2/FL	Flush 2 way audio complete with stainless steel 2 button call station, power supply & 2 phones
D/ENT/AUDIO/3/FL	Flush 3 way audio complete with stainless steel 3 button call station, power supply & 3 phones
D/ENT/AUDIO/4/FL	Flush 4 way audio complete with 4 button call station, power supply & 4 phones
D/ENT/AUDIO/6/FL	Flush 6 way audio complete with 6 button call station, power supply & 6 phones
D/ENT/AUDIO/8/FL	Flush 8 way audio complete with 8 button call station, power supply & 8 phones

BUILD YOUR OWN...

FLUSH MOUNTED AUDIO - CALL STATION WITH EMBEDDED INTERCOM

D/ENT/FL/1	Flush master unit with stainless steel 1 module unit complete with embedded intercom (up to 6 way)
D/ENT/FL/2	Flush master unit with stainless steel 2 module unit complete with embedded intercom (up to 12 way)
D/ENT/FL/3	Flush master unit with stainless steel 3 module unit complete with embedded intercom (up to 18 way)

SURFACE MOUNTED AUDIO - CALL STATION WITH EMBEDDED INTERCOM

D/ENT/MASTER 1	1 Module stainless steel unit surface mounted complete with embedded intercom (up to 6 way)
D/ENT/MASTER 2	2 Module stainless steel unit surface mounted complete with embedded intercom (up to 12 way)
D/ENT/MASTER 3	3 Module stainless steel unit surface mounted complete with embedded intercom (up to 18 way)

BUTTON MODULES

D/ENT/AUDIO/KP	Digital keypad module
D/ENT/BU01	1 Button module
D/ENT/BU02	2 Button module
D/ENT/BU03	3 Button module
D/ENT/BU04	4 Button module
D/ENT/BU06	6 Button module

HANDSET

D/ENT/AUDIO/HS	Audio only handset complete with door release button
----------------	--

POWER SUPPLY

D/ENT/AUDIO/PSU	Power Supply Unit
-----------------	-------------------

Black & White Video Entry

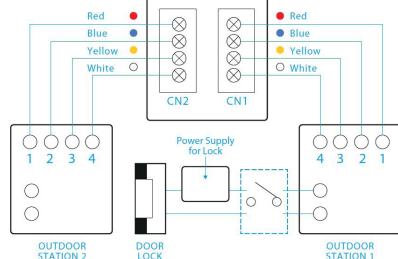
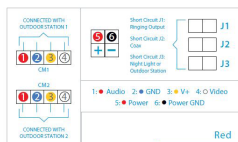
PRODUCT FEATURES

- Narrow Style Panels
- Die cast metal material
- High quality handset
- Up to 3 handsets & 2 entrances
- Simple 4 wire
- Surface mount
- System PSU

D/ENT/MT200B-CK



PRODUCT	H	W	D
CALL PANEL	130	55	39
MONITOR	243	198	79



D/ENT/SAC5B-CK

PRODUCT CODE DESCRIPTION

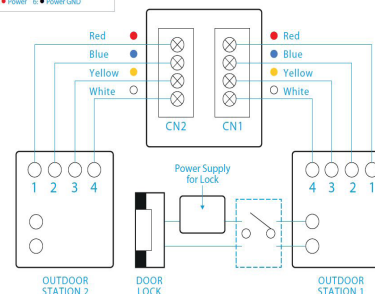
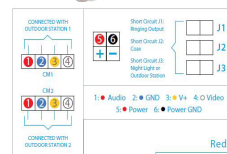
D/ENT/CCL-V1-CK	Black & White Door Entry Kit
D/ENT/AUDIO/PSU	Power Supply for lock- 0-20 second operation
D/ENT/MT200B-CK	Black & White 4" monitor handset c/w PSU
D/ENT/SAC5B-CK	Black & White Surface mounted slimline outdoor station

Black & White Video Entry

PRODUCT FEATURES

- Stainless Steel
- High Quality handset
- 70m Distance
- Upto 3 handsets
- Upto 2 entrances
- Flush mount or optional surface box
- System PSU

D/ENT/MT200B-CK



D/ENT/SAC551B-CK

PRODUCT	H	W	D
CALL PANEL	204	150	43
MONITOR	243	198	79

PRODUCT CODE DESCRIPTION

D/ENT/CCL-SSV1-CK	Stainless Steel Black and White Door Entry Kit
D/ENT/AUDIO/PSU	Power Supply for lock- 0-20 second operation
D/ENT/MT200B-CK	Black & White 4" monitor handset c/w PSU
D/ENT/SAC551B-CK	Black & White Flush mounted outdoor station
D/ENT/SAC551-SH	Surface Back Box if required

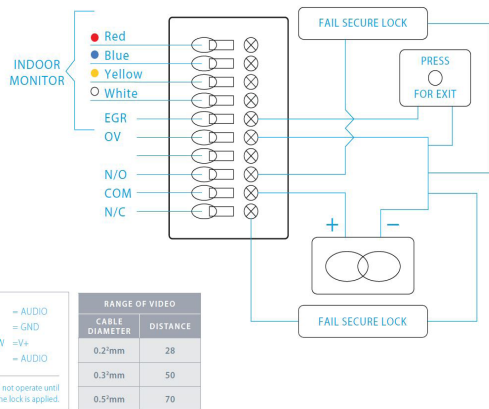
B&W Video Entry Keypad- Surface

D/ENT/MT200B-CK



PRODUCT FEATURES

- Narrow Style Panels
- Die Cast Metal Material
- High Quality Handset
- 70m distance
- Keypad access
- Upto 3 handsets
- Upto 2 entrances
- Surface mount
- System PSU



D/ENT/SAC50B-CK

PRODUCT CODE DESCRIPTION

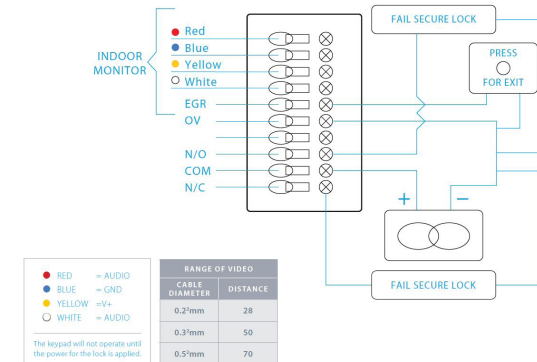
D/ENT/CCL-VK1-CK	Black and White Door Entry Kit with keypad
D/ENT/AUDIO/PSU	Power Supply for lock- 0-20 second operation
D/ENT/MT200B-CK	Black & White 4" monitor handset c/w PSU
D/ENT/SAC50B-CK	Black & White surface mounted outdoor station with keypad entry

B&W Video Entry Keypad- Flush

PRODUCT FEATURES

- Stainless Steel
- High Quality Handset
- 70m distance
- Keypad access
- Upto 3 handsets
- Upto 2 entrances
- Flush mount or optional Surface Box
- System PSU

D/ENT/MT200B-CK



D/ENT/SAC561B-CK

PRODUCT CODE DESCRIPTION

D/ENT/CCL-SSVK1-CK	Stainless Steel Black and White Door Entry Kit with Keypad 4" Monitor
D/ENT/AUDIO/PSU	Power Supply for lock- 0-20 second operation
D/ENT/MT200B-CK	Black & White 4" monitor handset c/w PSU
D/ENT/SAC561-B-CK	Black & White Stainless Steel Flush mounted outdoor station with keypad entry
D/ENT/SAC561-SH	Surface Mounting Box

Colour Video Entry

PRODUCT FEATURES

- Narrow Style Panels
- Die Cast Metal Material
- High Quality Handset
- 70m distance
- Upto 3 handsets
- Upto 2 entrances
- Surface Mount
- System PSU

D/ENT/MT200C-CK



D/ENT/MT320C-CK



D/ENT/SAC5C-CK

PRODUCT CODE DESCRIPTION

D/ENT/CCL-VC1-CK	Colour Door Entry Kit 4" Monitor
D/ENT/CCL-VC2-CK	Handsfree Colour Door Entry Kit (320 Monitor) 7" Monitor
D/ENT/AUDIO/PSU	Power Supply for lock 0-20 second operation
D/ENT/MT200C-CK	Colour 4" Monitor with hand set c/w PSU
D/ENT/MT320C-CK	Colour 7" Hands Free Monitor c/w PSU
D/ENT/SAC5C-CK	Surface Mounted Slimline Outdoor Station

Colour Video Entry

PRODUCT FEATURES

- Stainless Steel
- High Quality Handset
- 70m distance
- Upto 3 handsets
- Upto 2 entrances
- Flush Mount or optional surface box
- System PSU

D/ENT/MT200C-CK



D/ENT/MT320C-CK



D/ENT/SAC551C-CK

PRODUCT CODE DESCRIPTION

D/ENT/CCL-SSVC1-CK	Stainless Steel Colour Door Entry Kit 4" Monitor
D/ENT/CCL-SSVC2-CK	Stainless Steel Handsfree Colour Door Entry Kit (320) 7" Monitor
D/ENT/AUDIO/PSU	Power Supply for lock 0-20 second operation
D/ENT/MT200C-CK	Colour 4" Monitor with hand set c/w PSU
D/ENT/MT320C-CK	Colour 7" Hands Free Monitor c/w PSU
D/ENT/SAC551C-CK	Stainless Steel Flush Mounted Outdoor Station
D/ENT/SAC551-SH	Surface Back Box if required

Colour Video Entry Keypad- Surface

PRODUCT FEATURES

- Stainless Steel
- High Quality Handset
- 70m distance
- Upto 3 handsets
- Upto 2 entrances
- Surface or Flush Mount
- System PSU

D/ENT/MT200C-CK



D/ENT/MT320C-CK



D/ENT/SAC50C-CK



PRODUCT CODE

DESCRIPTION

D/ENT/CCL-VCK1-CK	Colour Entry Kit with keypad 4" Monitor
D/ENT/CCL-VCK2-CK	Handsfree Colour Entry Kit with Keypad (320) 7" Monitor
D/ENT/AUDIO/PSU	Power Supply for lock 0-20 second operation
D/ENT/MT200C-CK	Colour 4" Monitor with hand set c/w PSU
D/ENT/MT320C-CK	Colour 7" Hands Free Monitor c/w PSU
D/ENT/SAC50C-CK	Surface Mounted Outdoor Station with keypad entry

Colour Video Entry Keypad- Flush

PRODUCT FEATURES

- Stainless Steel
- High Quality Handset
- 70m distance
- Upto 3 handsets
- Upto 2 entrances
- Flush Mount or optional surface box
- System PSU

D/ENT/MT200C-CK



D/ENT/MT320C-CK



D/ENT/561-C-CK



PRODUCT CODE

DESCRIPTION

D/ENT/CCL-SSVCK1-CK	Stainless Steel Colour Entry Kits with keypad 4" monitor
D/ENT/CCL-SSVCK2-CK	Stainless Steel Handsfree Colour Door Entry kit with Keypad 7" monitor
D/ENT/AUDIO/PSU	Power Supply for lock 0-20 second operation
D/ENT/MT200C-CK	Colour 4" Monitor with hand set c/w PSU
D/ENT/MT320C-CK	Colour 7" Hands Free Monitor c/w PSU
D/ENT/SAC561-C-CK	Stainless Steel Flush Mounted Outdoor Station with keypad entry
D/ENT/SAC561-SH	Surface Box if required

Colour Video Entry- Multiway with Handsfree Screen

Button Only KITS

Up to 12 ways (note systems with over 6 buttons)

Comes with an expansion panel)



PRODUCT CODE	DESCRIPTION
D/ENT/CCL-2W-COLH	2 Way Basic Button Kit- 7" Screen
D/ENT/CCL-3W-COLH	3 Way Basic Button Kit- 7" Screen
D/ENT/CCL-4W-COLH	4 Way Basic Button Kit- 7" Screen
D/ENT/CCL-5W-COLH	5 Way Basic Button Kit- 7" Screen
D/ENT/CCL-6W-COLH	6 Way Basic Button Kit- 7" Screen
D/ENT/CCL-7W-COLH	7 Way Basic Button Kit- 7" Screen
D/ENT/CCL-8W-COLH	8 Way Basic Button Kit- 7" Screen
D/ENT/CCL-9W-COLH	9 Way Basic Button Kit- 7" Screen

Surface Back Box Included



D/ENT/MT320C-CK



Key Pad entry unit

Up to 12 ways (note systems with over 3 buttons and a keypad and come with an expansion panel)
Up to 40 different PIN codes

PRODUCT CODE	DESCRIPTION
D/ENT/CCL-2W-COL-KH	2 Way with keypad Kit - 7" Screen
D/ENT/CCL-3W-COL-KH	3 Way with Keypad Kit - 7" Screen
D/ENT/CCL-4W-COL-KH	4 Way with Keypad Kit - 7" Screen
D/ENT/CCL-5W-COL-KH	5 Way with Keypad Kit - 7" Screen
D/ENT/CCL-6W-COL-KH	6 Way with Keypad Kit - 7" Screen
D/ENT/CCL-7W-COL-KH	7 Way with Keypad Kit - 7" Screen
D/ENT/CCL-8W-COL-KH	8 Way with Keypad Kit - 7" Screen
D/ENT/CCL-9W-COL-KH	9 Way with Keypad Kit - 7" Screen

Surface Back Box Included

See Page 16 for Panel Dimensions

PRODUCT CODE	PRICE	DESCRIPTION
D/ENT/AUDIO/PSU	£32.50	Power Supply for lock 0-20 Second Operation
D/ENT/MT200C-CK	£305.00	Colour 4" Monitor with hand set c/w PSU
D/ENT/MT320C-CK	£340.00	Colour 7" hands free monitor c/w PSU

Colour Video Entry- Fingerprint/ Proximity

Fingerprint reader unit

Up to 12 ways (note systems with over 3 buttons and a fingerprint reader will require two external units)

Up to 900 users

PRODUCT CODE	DESCRIPTION
D/ENT/CCL-2W-COL-FH	2 Way with Fingerprint Reader Kit- 7" Screen
D/ENT/CCL-3W-COL-FH	3 Way with Fingerprint Reader Kit- 7" Screen
D/ENT/CCL-4W-COL-FH	4 Way with Fingerprint Reader Kit- 7" Screen
D/ENT/CCL-5W-COL-FH	5 Way with Fingerprint Reader Kit- 7" Screen
D/ENT/CCL-6W-COL-FH	6 Way with Fingerprint Reader Kit- 7" Screen
D/ENT/CCL-7W-COL-FH	7 Way with Fingerprint Reader Kit- 7" Screen
D/ENT/CCL-8W-COL-FH	8 Way with Fingerprint Reader Kit- 7" Screen
D/ENT/CCL-9W-COL-FH	9 Way with Fingerprint Reader Kit- 7" Screen

Surface Back Box Included



D/ENT/MT320C-CK



Proximity reader unit

Up to 12 ways (note systems with over 3 buttons and a proximity reader will require two external units)
Can read cards or FOB's

Up to 1000 users

PRODUCT CODE	DESCRIPTION
D/ENT/CCL-2W-COL-PH	2 Way with Proximity Reader Kit- 7" Screen
D/ENT/CCL-3W-COL-PH	3 Way with Proximity Reader Kit- 7" Screen
D/ENT/CCL-4W-COL-PH	4 Way with Proximity Reader Kit- 7" Screen
D/ENT/CCL-5W-COL-PH	5 Way with Proximity Reader Kit- 7" Screen
D/ENT/CCL-6W-COL-PH	6 Way with Proximity Reader Kit- 7" Screen
D/ENT/CCL-7W-COL-PH	7 Way with Proximity Reader Kit- 7" Screen
D/ENT/CCL-8W-COL-PH	8 Way with Proximity Reader Kit- 7" Screen
D/ENT/CCL-9W-COL-PH	9 Way with Proximity Reader Kit- 7" Screen

Surface Back Box Included

See Page 16 for Panel Dimensions

PRODUCT CODE	DESCRIPTION
D/ENT/AUDIO/PSU	Power Supply for lock 0-20 Second Operation
D/ENT/MT200C-CK	Colour 4" Monitor with hand set c/w PSU
D/ENT/MT320C-CK	Colour 7" hands free monitor c/w PSU

Colour Video Entry- Create Your Own

...Whatever your requirements!

With a choice of Keypad, Fingerprint or Proximity Reader Modules.



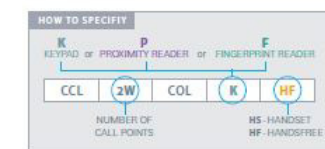
Colour Video Entry- Create Your Own

Create your own solutions.....

Design your own multiway door entry system up to 12 ways, with our customisable door entry system in interchangeable modules.

A customisable video door entry system with interchangeable modules including keypad, fingerprint and proximity readers and up to 12 way.

- Stainless Steel
- Metal Surface Housing
- Surface or Flush mount
- Up to 2 entrances



MONITORS	H	W	D
MT200C-CK	243	198	79
MT320C-CK	160	245	18

PANELS	H	W	D
CCL-SH-2M	200	110	50
CCL-SH-3M	285	110	50



ENTRitech™ - Digital Multiway Digital- Proximity- 999 Ways



PRODUCT OVERVIEW

Our Entritech multi way video door entry system offers the ideal solution for multi apartment applications from 2 – 999 ways.

Utilising standard RG45 plug in connectors, the Entritech Multi way video door entry system is simple to install and commission. The Entritech Multi way door station comes with a card/tag proximity reader as standard allowing simple access for the residents, or if preferred the unit can be programmed to accept a four digit PIN code which can be unique for each apartment.

If necessary a concierge/guard station can also be added to the system & if required systems can be networked to form a single multi building system. Simple & quick installation is achieved using a single BUS cable and network splitter units, the system incorporates in built fault protection.

The Entritech Multi Way Video Door Entry system benefits from 177mm (7") colour monitor available in a gloss black or white surround.

Monitor features

- 177mm(7") colour screen.
- Ultra slim (only 22mm)
- Available in black or white
- Touch-sensitive buttons
- Adjustable volume, colour, brightness
- Resolution 1440(H)x234(V)
- Multiple ringtones
- Allows you to view the camera at any time.
- Surface mounted
- Dimensions W220xH125xD22mm



Left: D/ENT/VM/HF/7/MULTI

Right: D/ENT/V/PAN/MULTI
CCD HD Multiway
Camera panel

130mmW x 350mmHx 55mmD



Outdoor Station Features

- CCD 72° Camera
- Night light IR Illumination & compensation down to 0.1 lux
- Card/FOB reader for easy access
- Digital access code option
- 60 second talk time
- 100mW speaker output for clear speech
- Working temperature -20°C ~ +50°C
- Flush mounted
- Digital Keypad with automatic night illumination


ENTRitech™ - Digital Multiway Digital- Proximity



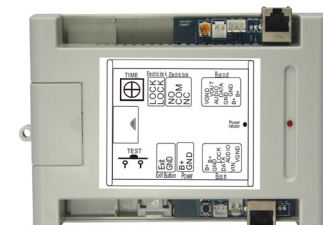
D/ENT/VM/HF/7/MULTI/WH

D/ENT/KT10-B
Proximity FOB- Blue

D/ENT/GS/MULTI



D/ENT/SCP/MULTI



D/ENT/ULU/MULTI

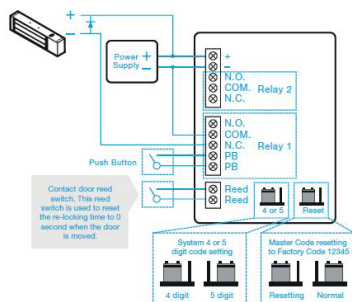
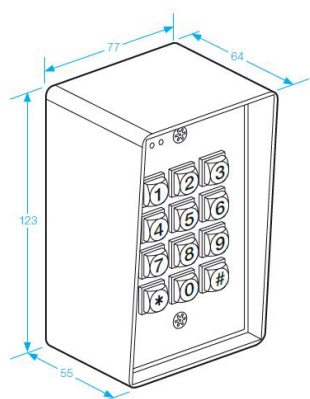


PRODUCT CODE	DESCRIPTION
D/ENT/VPAN/MULTI	CCD HD Multiway Camera panel
D/ENT/VM/HF/7/MULTI	7 inch TFT LCD Black Multiway screen
D/ENT/VM/HF/7/MULTI/WH	7 inch TFT LCD White Multiway screen
D/ENT/SCP/MULTI	Short Circuit Protector (4 monitors)
D/ENT/ULU/MULTI	Unlocking module- 1 required per door
D/ENT/MDU/MULTI	Multi Door module- controls 4 doors
D/ENT/KT10-B	Proximity FOB- Blue
D/ENT/AUDIO/PSU	Power supply for lock release
D/ENT/PSU/MULTI	Power supply 18V 3A
S/E60/A	Relay to trigger lock release PSU
D/ENT/RIM	Yale type 12V DC fail secure rim release
D/ENT/MORTICE/FL	Dead bolt mortice type 12 DC fail secure - FLUSH only
D/ENT/SS/EB	Stainless Steel exit button
D/ENT/WH/ED	White Exit button
F/CH/EDR/FLEX	Green emergency door release unit
D/ENT/MAG	600lbs magnetic door lock
D/ENT/MAG/MON	600lbs magnetic door lock - Monitored
D/ENT/MAG/BRACKET	Z&L Bracket for magnetic locks
D/ENT/GS/MULTI	Guard/ Concierge Station

Single Door Access Kit- K1

PRODUCT FEATURES

- Single Door Keypad Entry Kit
- DG15 Keypad
- Electric Release
- Power Supply
- Break Glass Unit
- Exit Button



SPECIFICATION

- Current draw: Average 15mA, Peak 100mA@12Vdc.
- Input: 2 x Request-to-exit, time out reed switch contact.
- Output: Dual relays, N.O./N.C./Com. Output (voltage free contact).
- Relays Rating: 2A MAX@30Vdc, 0.4A@120Vac.
- Fully programmable via keypad and master code.
- Factory master code: 12345.
- Memory Volume: 20+1 PIN codes.
- Relay 1 is controlled by *01~*20 user slots.
- Relay 2 is controlled by *21 user slots.
- Invalid PIN Lock-out: The system will shut down for 60 seconds while 30 codes of incorrectly Master Codes enrolled or Pin codes attempted (None beeper signal of keypad activations).

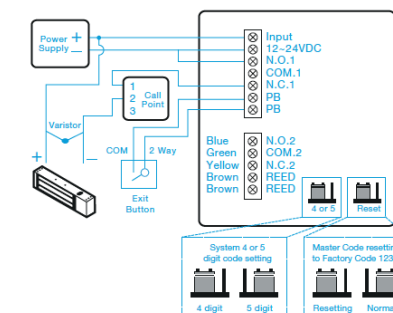
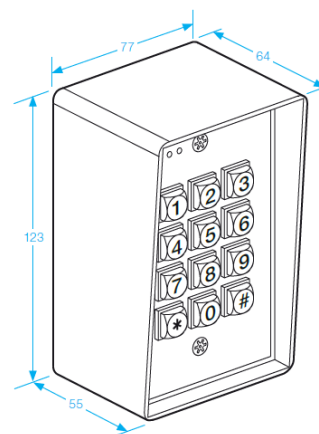
PRODUCT CODE DESCRIPTION

D/ENT/DA/KIT1	Keypad door access Kit 1- including PSU, digital keypad, exit button, green break glass unit and Electric lock release.
---------------	---

Single Door Access Kit- K2

PRODUCT FEATURES

- Single Door Keypad Entry Kit
- DG15 Keypad
- Magnetic Lockpower Supply
- Break Glass Unit
- Exit Button
- Z & L Kit



ONE K2 SYSTEM

The door strike or relay must have a varistor or a diode across the door strike terminals to suppress the back EMF of the strike-failure to do so will damage the relay contacts and electronic components, or even burns the controller.



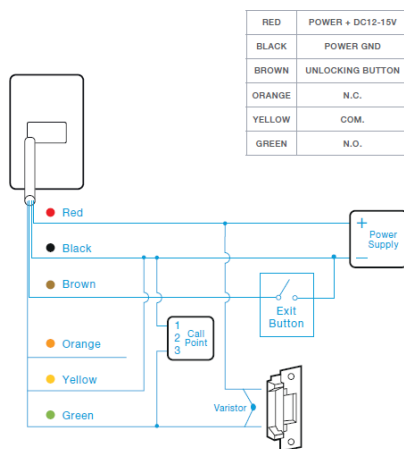
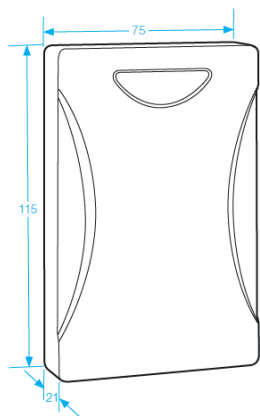
PRODUCT CODE DESCRIPTION

D/ENT/DA/KIT2	Keypad door access Kit 2- including PSU, digital keypad, exit button, green break glass unit, magnetic lock and Z&L bracket
---------------	---

Single Door Access Kit- K3

PRODUCT FEATURES

- Single Door Keypad Entry Kit
- Proximity System
- Electric Release
- Power Supply
- Break Glass Unit
- Exit Button
- 10 Proximity Tokens



PRODUCT CODE DESCRIPTION

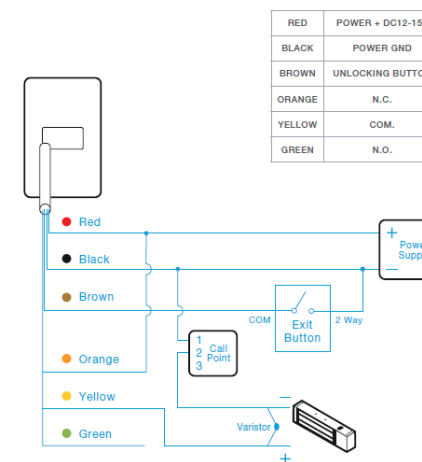
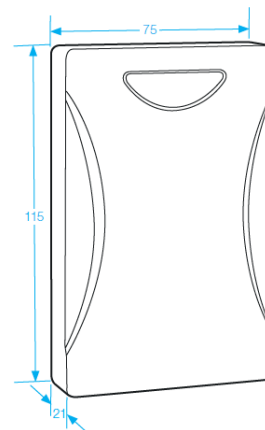
D/ENT/DA/KIT3

Proximity Reader door access kit 3: including PSU, exit button, green break glass unit, electric lock, Z&L bracket, 10 key fobs and a hand held programmer

Single Door Access Kit- K4

PRODUCT FEATURES

- Single Door Keypad Entry Kit
- Proximity System
- Magnetic LockPower Supply
- Break Glass Unit
- Exit Button
- Z & L Kit



PRODUCT CODE DESCRIPTION

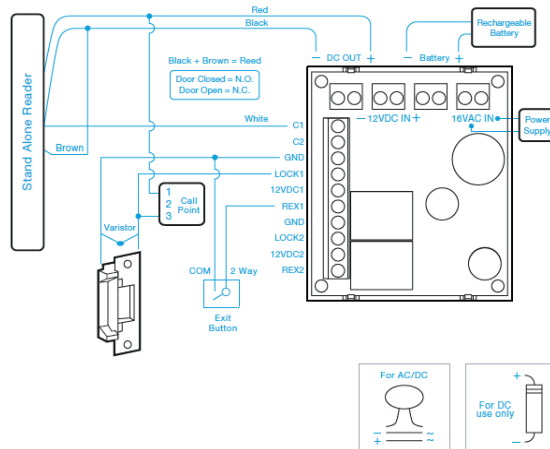
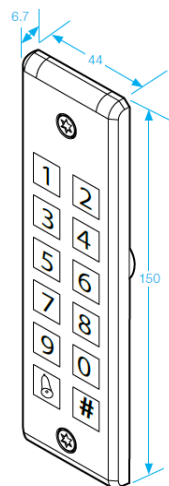

D/ENT/DA/KIT4

Proximity Reader door access kit 4: including PSU, exit button, green break glass unit, electric lock, Z&L bracket, 10 key fobs and a hand held programmer

Single Door Access Kit- K5

PRODUCT FEATURES

- Single Door Keypad Entry Kit
- DG180 Keypad
- Electric Release
- 2Amp Power Supply
- Break Glass Unit
- Exit Button



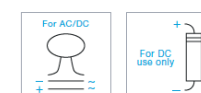
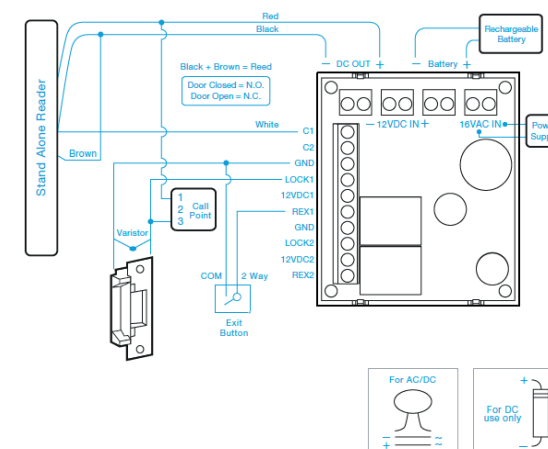
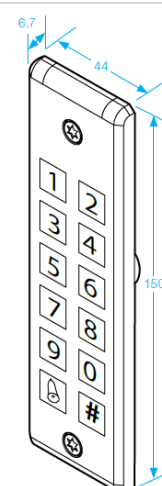

PRODUCT CODE DESCRIPTION

D/ENT/DA/KIT5 Door access kit 5 with Keypad, Electric Release, PSU, Break Glass Unit, Exit Button

Single Door Access Kit- K6

PRODUCT FEATURES

- Single Door Keypad Entry Kit
- DG180 Keypad
- Magnetic LockPower Supply
- Break Glass Unit
- Exit Button
- Z&L Kit



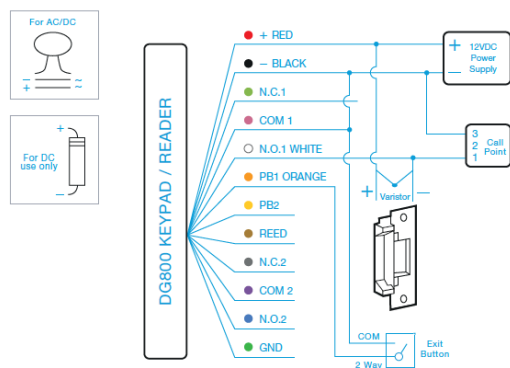
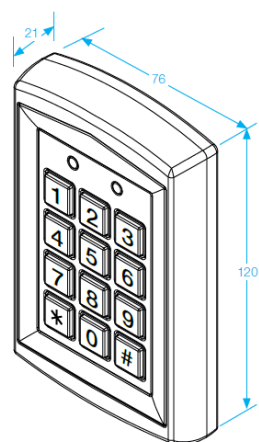
PRODUCT CODE DESCRIPTION

D/ENT/DA/KIT6 Door access kit 6 with Keypad, Magnetic Lock power supply, Break Glass Unit, Exit Button and Z&L Kit.

Single Door Access Kit- K7

PRODUCT FEATURES

- Single Door proximity/ Keypad entry Kit
- Proximity System
- Electric Release
- Power Supply
- Break Glass Unit
- Exit Button
- 10 Proximity Tokens



RED	+	PINK	COM. 1	YELLOW	PB2	PURPLE	COM.2
BLACK	-	WHITE	N.O.1	BROWN	REED	BLUE	N.O.2
LIGHT GREEN	N.C.1	ORANGE	PB1	GREY	N.C.2	GREEN	GND

PRODUCT CODE DESCRIPTION

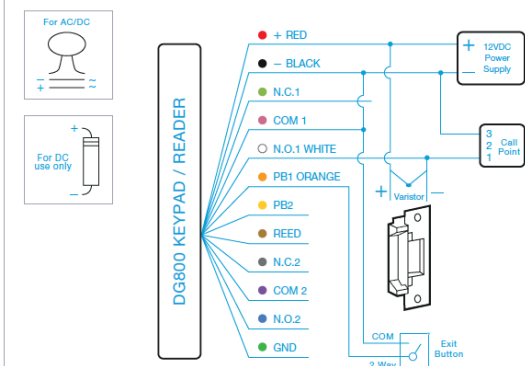
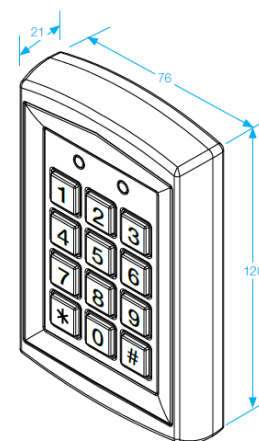
D/ENT/DA/KIT7

Proximity Reader door access kit 7 with Electric Release, PSU, Break glass unit, Exit Button and 10 proximity tags.

Single Door Access Kit- K8

PRODUCT FEATURES

- Single Door Keypad Entry Kit
- Combined keypad & Proximity System
- Magnetic LockPower Supply
- Break Glass Unit
- Exit Button
- Z&L Kit
- 10 Key fobs



RED	+	PINK	COM. 1	YELLOW	PB2	PURPLE	COM.2
BLACK	-	WHITE	N.O.1	BROWN	REED	BLUE	N.O.2
LIGHT GREEN	N.C.1	ORANGE	PB1	GREY	N.C.2	GREEN	GND

PRODUCT CODE DESCRIPTION

D/ENT/DA/KIT8

Proximity Reader door access kit 3: Combined keypad & proximity reader including PSU, exit button, green break glass unit, magnetic lock, Z&L Bracket and 10 key fobs.

CHANNEL

LIGHTING & SAFETY SYSTEMS

www.channelsafety.co.uk

0845 884 7000

Your local Channel supplier:

