


Product guide

April 2013



*Emergency and
Commercial Luminaires*



Security Lighting



Door Entry Systems

ENTRitech
www.channelsafety.co.uk




CCTV



*Fire Alarms, Panels
and Detectors*



Assistance Products



Our Services

Products and services you can rely on

Channel Safety Systems is a market leading company in emergency and security lighting, door entry systems, fire detection, CCTV and assistance products. We are passionate about our products and pride ourselves on delivering high quality solutions that offer you good value for money.



Emergency and commercial luminaires

We have a wide range of emergency and commercial luminaires utilising both conventional light sources and the latest LED technology.



Security lighting

We have a wide range of devices that utilise passive infrared technology to detect heat radiation of moving objects such as people and vehicles. Products are designed for a range of locations and environments and come with or without PIR control.



Door entry systems

Our door entry systems in either full colour video or audio only versions represent the perfect choice for residential and commercial premises. The easy-to-install ENTRitech™ range uses cutting edge technology and is beautifully presented in a sleek, modern series of designs supplied in comprehensive kit form. We have also launched our new ENTRitech™ Digital Door Viewer; the perfect affordable device combining colour door viewer, camera and doorbell.



CCTV

A state of the art CCTV range in ultra high 700 TVL resolution. All of our cameras use the latest Sony CCD and Sony Effio DSP technology. To make life simpler we offer a number of kit solutions with this range that represent excellent value for money.



Fire alarm panels and detectors

We have a wide range of conventional and addressable fire systems, as well as more specialist detection for commercial premises. For domestic dwellings we offer the popular RESitech™ range.



Assistance products

We offer an array of solutions which aid in fulfilling the requirements of the Equality Act (incorporating DDA). These include our extensive Hark™ disabled toilet alarm ranges, induction loop and nurse call systems.



Our services

Fire and emergency lighting system design, fire project commissioning and aftercare maintenance. Our Petersfield manufacturing facility can also offer a range of bespoke product solutions.

Making life easier

To help you get through to the right team, select the contact details you need from the list below:

GENERAL ENQUIRIES

T: 0845 884 7000 F: 0845 884 6000

E: customerservices@channelsafety.co.uk

SALES

T: 0845 884 7000 F: 0845 884 6000

E: sales@channelsafety.co.uk

SERVICE

T: 0845 884 7000 F: 0845 884 6000

E: service@channelsafety.co.uk

Contents

Emergency and commercial luminaires

LED

| | |
|------------------------------|-----|
| Signage | 4-5 |
| Luminaires | 6 |
| Twinspot | 7 |
| Downlight | 7-8 |
| Retrofit and conversion kits | 9 |

Conventional (Fluorescents)

| | |
|---|-------|
| Signage & luminaires | 10-14 |
| Twinspot | 15 |
| Conversion kits | 15 |
| Emergency lighting batteries | 16 |
| Bespoke items : Static inverters | 17 |
| Bespoke items : Central battery systems | 17 |

Security lighting

| | |
|------------|----|
| Motionpro™ | 18 |
|------------|----|

Door entry systems - video, audio and access control

| | |
|------------|-------|
| ENTRitech™ | 19-25 |
|------------|-------|

CCTV

| | |
|-----------|-------|
| iCapture™ | 26-30 |
|-----------|-------|

Fire alarm panels and detectors

| | |
|-----------------------------|----|
| Residential smoke detectors | 31 |
|-----------------------------|----|

Fire alarm panels & detectors continued

| | |
|---|-------|
| Temporary wireless battery operated fire system | 32 |
| 4 wire conventional alarm systems | 33-34 |
| 2 wire conventional alarm systems | 35-36 |
| Analogue addressable systems | 37 |
| Analogue addressable devices | 38-40 |
| Beam smoke specialist devices | 40 |
| Analogue addressable wireless devices | 41 |
| Wireless systems | 42-43 |
| Aspirating equipment | 44 |
| Fire accessories | 45-49 |
| Maintenance test equipment | 50 |

Assistance products

| | |
|---------------------|-------|
| Toilet alarm kits | 51 |
| Refuge alarms | 52 |
| Induction loops | 53 |
| Nurse call | 54-55 |
| Wireless nurse call | 56 |
| DDA accessories | 57 |

Our services

| | |
|--|----|
| System design, commissioning, maintenance and product warranty | 58 |
|--|----|

Terms and conditions

| | |
|----------------------|----|
| Terms and conditions | 59 |
|----------------------|----|

Product index

| | |
|---------------------------------|-------|
| Index of stock codes and prices | 60-65 |
|---------------------------------|-------|



Emergency and commercial luminaires

LED SIGNAGE

Alpine™



Image above shows white finish
image below shows silver finish



- 1.9W LED equivalent to 8W fluorescent - low running costs
- 30,000 hour life expectancy
- Maintained or non-maintained 3 hour emergency backup
- Sleek and unobtrusive design in robust white or a silver/aluminum finished polycarbonate
- 32m viewing distance

| PRODUCT CODE | DESCRIPTION |
|----------------|------------------------------------|
| E/AL/M3/LED | Alpine LED exit sign |
| E/AL/M3/LED/SI | Alpine LED exit sign silver finish |
| E/PIC/AL/AD | Alpine pictogram - arrow down |
| E/PIC/AL/AL | Alpine pictogram - arrow left |
| E/PIC/AL/AR | Alpine pictogram - arrow right |
| E/PIC/AL/AU | Alpine pictogram - arrow up |

Dale



- Maintained or non-maintained 3 hour emergency backup
- Low running costs
- 32m viewing distance
- Self-test as standard
- Quality sheet steel housing

| PRODUCT CODE | DESCRIPTION |
|------------------|--|
| E/DA/M3/LED/2/ST | Dale LED 3 hour maintained self-test complete with arrow up legend |
| S/LEG/DA/AL/2 | Legend arrow left |
| S/LEG/DA/AR/2 | Legend arrow right |
| S/LEG/DA/AD/2 | Legend arrow down |

Vale



- Maintained or non-maintained 3 hour emergency backup
- Choice of white, brass, satin or chrome finishes
- 32m viewing distance
- Self-test as standard

| PRODUCT CODE | DESCRIPTION |
|------------------|--|
| E/CHVL/M3/L/WHST | Vale LED 3 hour maintained white self-test complete with legend arrow up |
| E/CHVL/M3/L/BRST | Vale LED 3 hour maintained brass |
| E/CHVL/M3/L/CHST | Vale LED 3 hour maintained chrome |
| S/LEG/VL/AD | Vale double sided arrow down legend (insert only) |
| S/LEG/VL/ALR | Vale double sided arrow left/right (insert only) |
| S/LEG/VL/AU | Vale legend arrow up insert only (insert only) |



Forest



- Maintained or non-maintained 3 hour emergency backup
- Ceiling, flag or wall mounting options available
- Choice of white, brass, satin or chrome finishes
- 32m viewing distance
- Self-test as standard

| PRODUCT CODE | DESCRIPTION |
|--------------------|--|
| E/CHFO/M3/LWHST | Forest LED 3 hour maintained in white |
| E/CHFO/M3/LBRST | Forest LED 3 hour maintained in brass |
| E/CHFO/M3/LCHST | Forest LED 3 hour maintained in chrome |
| E/CHFO/M3/LSAST | Forest LED 3 hour maintained in satin |
| MOUNTING BRACKETS | |
| E/CHFO/CPB/MWH | Forest white ceiling pole bracket - poles are 280mm (not inc threads) |
| E/CHFO/CPB/BR | Forest brass ceiling pole bracket - poles are 280mm (not inc threads) |
| E/CHFO/CPB/SI | Forest satin/silver ceiling pole bracket - poles are 280mm (not inc threads) |
| E/CHFO/WMB/WH | Forest white wall mounting bracket |
| E/CHFO/WMB/BR | Forest brass wall mounting bracket |
| E/CHFO/WMB/SI | Forest satin silver wall mounting bracket |
| E/CHFO/FMB/WH | Forest white flag mounting bracket |
| E/CHFO/FMB/BR | Forest brass flag mounting bracket |
| E/CHFO/FMB/SI | Forest satin silver flag mounting bracket |
| ADDITIONAL LEGENDS | |
| S/LEG/FO/AU | Double sided arrow up legend for Forest (insert only) |
| S/LEG/FO/ALR | Double sided arrow left/right for Forest (insert only) |
| S/LEG/FO/AD | Double sided arrow down legend for Forest (insert only) |



Razor™ *Products available in June 2013*



- Stylish ultra slimline and compact range of LED exit signs complete with arrow up pictograms
- 3 hour maintained or non-maintained versions
- 30,000 hour life expectancy
- Sleek unobtrusive design with aluminium LED sign extension and polycarbonate gear housing
- Viewing distance of 26m
- Complete family, comprising hanging, recessed, flush recessed mounted and wall/ceiling mounted versions



| PRODUCT CODE | DESCRIPTION |
|-----------------------|---|
| E/RZ/M3/LED/H | Razor 3 hour maintained LED exit sign hanging complete with arrow up - Blade size 300mm(L) x 190mm(H) x 7mm(D) |
| E/RZ/M3/LED/R | Razor 3 hour maintained LED exit sign recessed complete with arrow up - Blade size 300mm(L) x 190mm(H) x 7mm(D) |
| E/RZ/M3/LED/F | Razor 3 hour maintained LED exit sign flush recessed mounted complete with arrow up - Blade size 280mm(L) x 190mm(H) x 7mm(D) |
| E/RZ/M3/LED/W | Razor 3 hour maintained LED exit sign wall/ceiling fitted complete with arrow up - Blade size 300mm(L) x 190mm(H) x 7mm(D) |
| ADDITIONAL PICTOGRAMS | |
| E/PIC/RZ/ALR | Razor pictogram arrow double sided left/right |
| E/PIC/RZ/AD | Razor pictogram arrow down |
| E/PIC/RZ/AU | Razor pictogram arrow up |
| E/PIC/RZ/F/ALR | Razor pictogram for flush fitting only arrow double sided left/right - Blade size 280mm(L) x 190mm(H) x 7mm(D) |
| E/PIC/RZ/F/AD | Razor pictogram for flush fitting only arrow down - Blade size 280mm(L) x 190mm(H) x 7mm(D) |
| E/PIC/RZ/F/AU | Razor pictogram for flush fitting only arrow up - Blade size 280mm(L) x 190mm(H) x 7mm(D) |



Wall mounted



Ceiling mounted

Images show from top to bottom; E/RZ/M3/LED/H, E/RZ/M3/LED/W & End views of wall/ceiling unit

LED LUMINAIRES

Meteor-LED



- Maintained or non-maintained 3 hour emergency backup
- 8W fluorescent equivalent with only 25% of the power requirement
- 48,000 hour life expectancy
- 10% Night-light facility
- Optional pictogram pack

| PRODUCT CODE | DESCRIPTION |
|-------------------|--|
| E/ME/M3/LED | Meteor low profile LED bulkhead complete with 10 LED array |
| E/ME/LED/SRK | Meteor LED semi-recessing kit |
| E/PIC/ME/LED/PACK | Meteor LED pictogram pack - AD/AL/AR/AU |

Brook



Options Available



- Maintained or non-maintained 3 hour emergency backup
- Utilises 50 LEDs with a running wattage of 14W per fitting
- 50,000 hour life expectancy
- IP65 weatherproof
- Polycarbonate diffuser and body
- Hinged gear tray for easy installation
- Flexible cable options
- High 160lm output in emergency operation

| PRODUCT CODE | DESCRIPTION |
|----------------|---|
| E/BK/M3/LED | Brook self contained 3 hour maintained emergency LED light |
| E/BK/M3/LED/ST | Brook self contained, self-test 3 hour maintained emergency LED light |
| E/BEZ/BK | Brook bezel |



Flushlight-LED



Options Available



- Maintained or non-maintained 3 hour emergency backup
- Equivalent to 8W fluorescent luminaire
- Fully recessable and easy to install, ceiling or wall mounted
- Aesthetic design with prismatic diffuser
- Choice of white, brass, stainless steel or chrome finishes
- Optional flat, drop down or blade legends available
- Viewing distance of 28m for suspended and 18m for wall mounted version

| PRODUCT CODE | DESCRIPTION |
|----------------|--|
| E/FL/M3/LED | LED Flushlight white - 3 hour maintained |
| E/FL/M3/LED/ST | LED Flushlight white - 3 hour maintained self-test |
| E/LEG/FL/AD | Flushlight drop down exit legend arrow down |
| E/LEG/FL/ALR | Flushlight drop down exit legend arrow left/right |
| E/PIC/FL/AD | Flushlight pictogram arrow down |
| E/PIC/FL/AL | Flushlight pictogram arrow left |
| E/PIC/FL/AR | Flushlight pictogram arrow right |
| E/FL/BEZ/UNI* | Universal blade conversion bezel |
| SP/PIC/FL/AU | Flushlight blade arrow up legend |
| SP/PIC/FL/AL | Flushlight blade arrow left/right legend |
| SP/PIC/FL/AD | Flushlight blade arrow down |

*Please note when ordering blade style legends the conversion bezels need to be ordered at the same time



LED TWINSPOT

Grove™



- The Grove twin spot utilises 120 LEDs with a running wattage of 20W per fitting
- 50,000 hour running LED life
- 3 hour, non-maintained operation
- Robust yet lightweight steel housing, only 3kg makes for easy installation
- Can be mounted in any orientation
- Versions in triple or four headed units
- IP65 version available in polycarbonate housing

| PRODUCT CODE | DESCRIPTION |
|-------------------|---|
| E/GR/NM3/LED | Grove Twin 60 x LED floodlight, 3 hour non-maintained white lamps |
| E/GR/NM3/LED/IP65 | Grove Twin 60 x LED floodlight 3 hour non-maintained white lamps |
| E/GR/NM3/LED/3 | Grove Triple 60 x LED floodlight 3 hour non-maintained with white lamps |
| E/GR/NM3/LED/4 | Grove Four 60 x LED floodlight 3 hour non-maintained with white lamps |



Image above shows standard version, image below IP65 weatherproof version

LED DOWNLIGHT

Glen mini downlight



as standard



- Budget priced self-test downlight with 3 hour lithium battery
- Expected life better than 50,000 hours
- Uses single 1W CREE LED
- Designed to fit through 50-55mm ceiling aperture
- Auto monthly and annual self test function (BS5266)
- Battery conditioning cycle to ensure maximum battery life

| PRODUCT CODE | DESCRIPTION |
|--------------|---|
| E/GN/LED/MDL | Glen 3 hour maintained mini LED downlight self-test |

Glade



- The Glade 3 hour LED Light utilises single LED in 1W and 5W options
- Simple 'plug and go' installation
- Unobtrusive design
- Fittings are designed to fit through a 36 or 60mm hole (wattage dependent)

| PRODUCT CODE | DESCRIPTION |
|--------------------|---|
| E/GL/LED/NM3/1W/WH | Glade 1W non-maintained LED mini down light - white |
| E/GL/LED/M3/5W/WH | Glade 5W maintained LED mini down light - white |

LED DOWNLIGHT



Safe-Spot™

Products available in May 2013



as standard



Point of emphasis
asymmetric



Open area



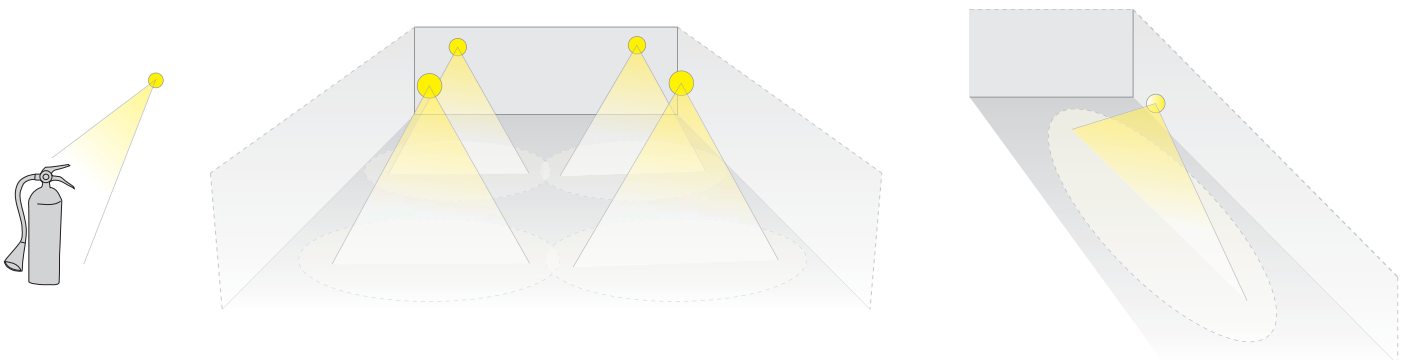
Escape route light
(Corridor)

- Unique range of stylish self testing, high performance, Everlight 3W LED emergency downlights
- Enhanced optical performance gives increased spacing between units
- Discreet flush installation with easy fit custom designed connectors
- 50,000 hour life expectancy
- Open area, escape route and asymmetric variants
- Integral fault warning buzzer (with on/off switch) and LED
- Uses lithium battery
- EN60598-2-22 compliant
- Self-test as standard

| PRODUCT CODE | DESCRIPTION |
|-------------------|--|
| E/SSPOT/LED/PP * | Safespot 3hr emergency light self-test power inverter pack |
| E/SSPOT/LED/C * | Safespot 3hr emergency light self-test maintained LED module - escape route light (corridor) |
| E/SSPOT/LED/OA * | Safespot 3hr emergency light self-test maintained LED module - open area light |
| E/SSPOT/LED/POE * | Safespot 3hr emergency light self-test maintained LED module - point of emphasis light |

Please note:

- * To order you need to select appropriate LED module and inverter pack.
For example, 1x E/SSPOT/LED/OA + 1x E/SSPOT/LED/PP



Images above from left to right show examples of light distribution for Safe Spot's Point of emphasis / asymmetric, Open area and Escape route lights

Please note all diagrams are for general illustration purposes only and are not drawn to scale.

To discuss specific emergency lighting installations, please contact our Sales team on 0845 884 7000

LED RETROFIT AND CONVERSION KIT

Eco-disc



- Up to 100,000 hour running LED life for this high spec retro fit gear plate
- Complete fittings available for new installations
- Warm or cool white options
- Heat cold and shock resistant
- Near instant switch on periods allow the use of microwave sensors
- Made in UK, utilising CREE LED's
- Emergency option available
- Eco disc has been designed to fit most commercially available 2D light fittings; it is also compatible with the following Channel products; Profile (page 13), Clipper (page 13), Channel light round (page 14) and Fortis (page 12)

| PRODUCT CODE | DESCRIPTION |
|---------------------|---|
| E/LED/GT/D/12CW* | 12 LED unit 28W equivalent |
| E/LED/GT/D/12C/EM3* | 12 LED unit 28W equivalent emergency option |

*Limited stock available

Glen mini downlight conversion kit



- Simple to install
- 3W white LED
- 4.8V 1200 mAH NICD battery

| PRODUCT CODE | DESCRIPTION |
|-------------------|------------------------------------|
| E/MCT/NM3/MINILED | Glen LED emergency conversion pack |



Conversion pack for LED panels



Products available in June 2013

Emergency Conversion Pack for LED panels

The sleek new light weight self-contained emergency conversion pack for LED light panels is the latest conversion kit available from Channel.

FEATURES

- 3 hour emergency back-up for LED panels
- Supplied with the two most common connectors plus a universal adaptor
- Light weight, compact design
- High intensity green charge LED
- Suitable for luminaires of between 26-50 watt output
- Simple to install plug and go design
- Complete with integral 9.6V 1500mAH Ni-Cd battery



| PRODUCT CODE | DESCRIPTION |
|-----------------------|--|
| E/LED/PANEL/M3/MODULE | 3 hour 26-50W LED panel light emergency module |

CONVENTIONAL FLUORESCENT LUMINAIRES & SIGNAGE

Lumen Ex



Option Available



- Maintained or non-maintained 3 hour emergency exit box range
- Discrete, unobtrusive design in white finish
- Supplied complete with arrow up legend as standard
- Self-test and weatherproof variants available on request
- Brass and chrome versions also available
- 40m viewing distance

| PRODUCT CODE | DESCRIPTION |
|---------------|--|
| E/LX/M3F | Lumen Ex maintained 8W emergency light |
| E/LX/NM3F | Lumen Ex non-maintained 8W emergency light |
| E/LX/MAINS/HF | Lumen Ex mains 8W HF luminaire |
| E/LX/S3F | Lumen Ex 2x8W sustained emergency light |
| E/PIC/LX/AL | Lumen Ex pictogram - arrow left |
| E/PIC/LX/AR | Lumen Ex pictogram - arrow right |
| E/PIC/LX/AU | Lumen Ex pictogram - arrow up |
| E/PIC/LX/AD | Lumen Ex pictogram - arrow down |
| SP/LX/M3F/ST | Lumen Ex emergency maintained 8W light complete with arrow up legend – self test |
| SP/LX/NM3F/ST | Lumen Ex emergency non-maintained 8W light complete with arrow up legend – self test |

Meteor™ fluorescent



- Maintained or non-maintained 3 hour emergency backup
- IP65 weatherproof
- Snap on diffuser
- Optional drop down and pictogram legends available
- 18 metre viewing distance (with legend)



| PRODUCT CODE | DESCRIPTION |
|---------------|--|
| E/ME/M3F | Meteor Fluorescent 8W maintained luminaire |
| E/ME/NM3F | Meteor Fluorescent 8W non-maintained luminaire |
| E/LEG/ME/AD | Meteor drop down exit legend arrow down |
| E/LEG/ME/ALR | Meteor drop down exit legend arrow left/right |
| E/PIC/ME/PACK | Meteor pictogram pack - AD/AL/AR/AU |
| E/BEZ/ME | Bezel for Meteor |
| E/BRACKET/ME | Bracket for Meteor bezel |

Meteor™ 110V



- 110V AC site service input
- IP65 weatherproof, 3 hour luminaire
- 18 metre viewing distance (with legend)

| PRODUCT CODE | DESCRIPTION |
|---------------|---|
| E/ME/M3F/110 | Meteor 8W maintained luminaire 110V yellow base |
| E/LEG/ME/AD | Meteor drop down exit legend arrow down |
| E/LEG/ME/ALR | Meteor drop down exit legend arrow left/right |
| E/PIC/ME/PACK | Meteor pictogram pack - AD/AL/AR/AU |



Flushlight



Option Available

- Maintained or non-maintained 3 hour emergency backup
- Equivalent to 8W fluorescent luminaire
- Fully recessable and easy to install, ceiling or wall mounted
- Aesthetic design with prismatic diffuser
- Choice of white, brass, stainless steel or chrome finishes
- Optional flat, drop down or blade legends available
- Viewing distance of 28m for suspended and 18m for wall mounted version



| PRODUCT CODE | DESCRIPTION |
|---------------|--|
| E/FL/M3F | Flushlight 8W maintained luminaire |
| E/FL/NM3F | Flushlight 8W non-maintained luminaire |
| E/FL/MAINS/HF | Flushlight 8W mains luminaire high frequency |
| E/FL/M3F/CH | Flushlight 8W maintained luminaire (chrome bezel packed separately) |
| E/FL/M3F/SS | Flushlight 8W maintained luminaire (stainless steel bezel packed separately) |
| E/FL/M3F/BR | Flushlight 8W maintained luminaire (brass bezel packed separately) |
| E/FL/NM3F/BR | Flushlight 8W non-maintained luminaire (brass bezel packed separately) |
| E/FL/NM3F/CH | Flushlight 8W non-maintained luminaire (chrome bezel packed separately) |
| E/FL/NM3F/SS | Flushlight 8W non-maintained luminaire (stainless steel bezel packed separately) |
| E/LEG/FL/AD | Flushlight drop down exit legend arrow down |
| E/LEG/FL/ALR | Flushlight drop down exit legend arrow left/right |
| E/PIC/FL/AD | Flushlight pictogram arrow down |
| E/PIC/FL/AL | Flushlight pictogram arrow left |
| E/PIC/FL/AR | Flushlight pictogram arrow right |
| SP/FL/M3F/ST | White Flushlight 8W maintained complete with self-test |
| SP/FL/NM3F/ST | White Flushlight 8W non-maintained complete with self-test |
| E/FL/BEZ/UNI* | Universal blade conversion bezel |
| SP/PIC/FL/AU | Flushlight blade arrow up legend |
| SP/PIC/FL/AL | Flushlight blade arrow left/right legend |
| SP/PIC/FL/AD | Flushlight blade arrow down |

*Please note when ordering blade style legends the conversion bezels need to be ordered at the same time

Lumen 8



- Maintained or non-maintained 3 hour emergency backup
- Vandal resistant, screw-on diffuser
- Hinged gear tray making for easy installation and maintenance
- IP65 weatherproof
- Viewing distance of 18m



| PRODUCT CODE | DESCRIPTION |
|--------------|-------------------------------------|
| E/L8/M3F | 8W lumen-8 maintained luminaire |
| E/L8/NM3F | 8W lumen-8 non-maintained luminaire |

Images show Lumen 8 and hinged gear tray

Solent



Option Available

- Maintained or non-maintained 3 hour emergency backup
- IP65 weatherproof luminaire
- High light output via Fresnel lens
- Can be semi-recessed or surface mounted
- 28m viewing distance
- Hinged gear tray making for easy installation and maintenance



| PRODUCT CODE | DESCRIPTION |
|------------------|--|
| E/SOL/M3F/2 | Solent 8W maintained luminaire |
| E/SOL/NM3F/2 | Solent 8W non-maintained luminaire |
| E/SOL/S3F/2 | Solent 2x 8W sustained luminaire |
| E/SOL/MAINS/2/HF | Solent 8W high frequency mains luminaire |
| SP/SOL/M3F/2/ST | Solent 8W maintained luminaire – IP65 complete with self-test clear diffuser |
| SP/SOL/NM3F/2/ST | Solent 8W non-maintained luminaire – IP65 complete with self-test clear diffuser |
| E/PIC/WY/AU | Wyvern/Solent pictogram – arrow up |
| E/PIC/WY/AD | Wyvern/Solent pictogram – arrow down |
| E/PIC/WY/AL | Wyvern/Solent pictogram – arrow left |
| E/PIC/WY/AR | Wyvern/Solent pictogram – arrow right |
| E/BZ/KT/SOL/WY/W | Wyvern/Solent recessing kit includes bezel and mounting brackets |



Option Available

Wyvern



- Maintained or non-maintained 3 hour emergency
- IP65 weatherproof luminaire
- Opal or clear prismatic diffuser options
- Can be semi-recessed or surface mounted
- 28m viewing distance
- Hinged gear tray making for easy installation and maintenance

| PRODUCT CODE | DESCRIPTION |
|------------------|---|
| E/WY/M3F/3 | Wyvern 8W maintained emergency light |
| E/WY/M3F/CL/3 | Wyvern 8W maintained emergency light clear diffuser |
| E/WY/NM3F/3 | Wyvern 8W non-maintained luminaire |
| E/WY/NM3F/CL/3 | Wyvern 8W non-maintained clear diffuser luminaire |
| E/WY/S3F/3 | Wyvern sustained 2x8W emergency light – opal |
| E/WY/S3F/3/CL | Wyvern sustained 2x8W emergency light – clear |
| E/WY/MAINS/3 | Wyvern mains unit opal diffuser high frequency |
| E/WY/MAINS/3/CL | Wyvern mains unit clear diffuser high frequency |
| SP/WY/M3F/3/ST | Wyvern maintained emergency self-test complete with opal diffuser |
| SP/WY/NM3F/3/ST | Wyvern non-maintained emergency self-test complete with opal diffuser |
| E/PIC/WY/AU | Wyvern/Solent pictogram – arrow up |
| E/PIC/WY/AD | Wyvern/Solent pictogram – arrow down |
| E/PIC/WY/AL | Wyvern/Solent pictogram – arrow left |
| E/PIC/WY/AR | Wyvern/Solent pictogram – arrow right |
| E/BZ/KT/SOL/WY/W | Wyvern/Solent recessing kit includes bezel and mounting brackets |

Fortis



- Vandal resistant IP65 aluminium die cast bulkhead
- 28W 2D, 12W 50,000 hours LED and 3 hour emergency versions
- PIR/Microwave motion sensor options
- Ceiling or wall mounted with multi cable entry
- Hinged gear tray

| PRODUCT CODE | DESCRIPTION |
|------------------|--|
| E/FOR/28/B/C | 28w 2D HF mains only black/clear |
| E/FOR/28/B/O | 28w 2D HF mains only black/opal |
| E/FOR/28/W/C | 28W 2D HF mains only white/clear |
| E/FOR/28/W/O | 28W 2D HF mains only white/opal |
| E/FOR/28/M3F/B/C | 28W 2D HF maintained 3hr emergency black/clear |
| E/FOR/28/M3F/B/O | 28W 2D HF maintained 3hr emergency black/opal |
| E/FOR/28/M3F/W/C | 28W 2D HF maintained 3hr emergency white/clear |
| E/FOR/28/M3F/W/O | 28W 2D HF maintained 3hr emergency white/opal |
| E/FOR/LED/B/C | LED 12W option black clear |
| E/FOR/LED/B/O | LED 12W option black opal |
| E/FOR/LED/W/C | LED 12W option white clear |
| E/FOR/LED/W/O | LED 12W option white opal |
| E/FOR/LED/M3/B/C | LED 12W maintained 3hr emergency black/clear |
| E/FOR/LED/M3/B/O | LED 12W maintained 3hr emergency black/opal |
| E/FOR/LED/M3/W/C | LED 12W maintained 3hr emergency white/clear |
| E/FOR/LED/M3/W/O | LED 12W maintained 3hr emergency white/opal |



Find a stockist »

FIND YOUR LOCAL STOCKIST . . .

Channel Safety Systems has become a leading supplier to the electrical wholesale trade for emergency lighting, fire detection, door entry, CCTV and disabled assistance products.

Within the UK, Channel regularly delivers to over 1,000 electrical wholesale branches so as to ensure a local service.

www.channelsafety.co.uk/find-wholesaler/

Profile



Option Available



- Maintained or non-maintained 3 hour emergency backup
- 28W or 38W 2D
- Dimensions (overall) 420mm (Ø) x 140mm (D)
- Other variants available such as Dali, DSI, 0-10v analogue dimming
- LED light source is available with this fitting
- Flame retardant polycarbonate diffuser

| PRODUCT CODE | DESCRIPTION |
|-----------------|---|
| E/PR3/28/WH/HF | Profile III 28W white mains high frequency including lamp |
| E/PR3/28/M3F/WH | Profile III 28W white maintained |
| E/PR3/38/WH/HF | Profile III 38W white mains high frequency including lamp |
| E/PR3/38/M3F/WH | Profile III 38W white maintained |

Illustrious



Option Available



- Maintained or non-maintained 3 hour emergency
- 16-28W 2D, mains and 3 hour emergency backup
- IP54 weatherproof
- Opal diffuser, surface mounted white body
- Other variants available
- Hinged gear tray for ease of maintenance
- Dimensions 355mm (Ø) 94mm (D)

| PRODUCT CODE | DESCRIPTION |
|-------------------|---|
| E/IL2/MAINS/16/HF | Illustrious-2 16W 2D high frequency mains luminaire |
| E/IL2/M3F/16 | Illustrious-2 16W 2D maintained luminaire |
| E/IL2/NM3F/16 | Illustrious-2 16W 2D non-maintained luminaire |
| E/IL2/S3F/16 | Illustrious-2 16W 2D sustained luminaire |
| E/IL2/MNS/28/HF | Illustrious-2 28W 2D high frequency mains luminaire |
| E/IL2/M3F/28 | Illustrious-2 28W 2D maintained luminaire |
| E/IL2/NM3F/28 | Illustrious-2 28W 2D non-maintained luminaire |
| E/IL2/S3F/28 | Illustrious-2 28W 2D sustained luminaire |

Clipper



Option Available



- Attractive, slimline design, with choice of white, silver and gold trims
- Dimensions (overall) D412mm x H110mm
- Flame retardant polycarbonate Fresnel diffuser
- LED options available on request

| PRODUCT CODE | DESCRIPTION |
|------------------|--|
| E/CL/28W/HF | Clipper 28W high frequency mains luminaire |
| E/CL/28W/M3F | Clipper 28W maintained luminaire |
| S/TRIM/CL/GOLD | Clipper gold trim |
| S/TRIM/CL/SILVER | Clipper silver trim |
| S/TRIM/CL/WH | Clipper white trim |

FIND YOUR LOCAL STOCKIST . . .

Within that distribution base, there are over 150 dedicated Channel stockists - they usually have stocks of our fast moving lines and increased technical familiarity with our ranges.

If you wish to locate a dedicated Channel stockist in your area, please use our online stockist facility.

www.channelsafety.co.uk/find-wholesaler/



Channel light round



Option Available



- Black or white base, moulded to accept BESA box and conduit allowing for a flush fit
- 16-38W 2D, mains and 3 hour emergency backup
- IP65 weatherproof, vandal resistant polycarbonate construction
- Clear or prismatic diffuser options
- LED versions and other options such as dimmable are available on request
- Dimensions 360mm(Ø) 115mm(D)

| PRODUCT CODE | DESCRIPTION |
|---------------|---|
| E/CLR/MNS/16/ | Channel light round mains 16W 2D high frequency |
| E/CLR/M3/16/ | Channel light round maintained 16W 2D |
| E/CLR/MNS/28/ | Channel light round mains 28W 2D high frequency |
| E/CLR/M3/28/ | Channel light round maintained 28W 2D |
| E/CLR/MNS/38/ | Channel light round mains 38W 2D high frequency |
| E/CLR/M3/38/ | Channel light round maintained 38W 2D |

- > For base colour please quote either /B (black) or /W (white)
- > For diffuser type please quote either /C (clear) or /O (opal)

Channel light square



Option Available



- Flush conduit black or white base
- 16-38W 2D, mains and 3 hour emergency backup
- IP65 weatherproof, vandal resistant polycarbonate construction
- Clear or prismatic diffuser options
- LED versions and other options such as dimmable are available on request
- Dimensions 320mm(W) 320mm(H) 110mm(D)

| PRODUCT CODE | DESCRIPTION |
|---------------|--|
| E/CLS/MNS/16/ | Channel light square mains 16W 2D high frequency |
| E/CLS/M3/16/ | Channel light square maintained 16W 2D |
| E/CLS/MNS/28/ | Channel light square mains 28W 2D high frequency |
| E/CLS/M3/28/ | Channel light square maintained 28W 2D |
| E/CLS/MNS/38/ | Channel light square mains 38W 2D high frequency |
| E/CLS/M3/38/ | Channel light square maintained 38W 2D |

- > For base colour please quote either /B (black) or /W (white)
- > For diffuser type please quote either /C (clear) or /O (opal)

Are your emergency exits complying with the current legislation?

The Health and Safety (Safety Signs and Signals) Regulations i, SI 341, introduced in 1996 to enact the EU Signs Directive ii, required that all text-only fire safety signs (i.e. EXIT or FIRE EXIT signs) produced to comply with BS 2560 should be replaced by 24th December 1998 with the pictogram format "running man" signs.

This mandatory change of signage presents a considerable opportunity for business. Text only signs may still be seen in many premises and the occupiers are quite unaware that their Fire Safety signs are no longer acceptable and should have been replaced.

Consideration should not only be given to updating signs by changing the legend panels or diffusers, but also to taking the opportunity to test the installed signage products. Testing will often reveal that the internal battery also needs replacing. Replacement of just the legend panels or diffusers may be difficult if the sign luminaire type has been discontinued by the maker. This, combined with the possible need to replace the internal battery, will usually mean that it is more cost effective to replace the whole luminaire.



CONVENTIONAL TWINSPOUT

Maxiflood



Option Available



- 20W or 55W halogen lamps, high light output
- 1 and 3 hour variants with 2 or optional 3 head units
- IP65 version available
- Compact size, flexible adjustment
- Weatherproof housings and polycarbonate lenses available
- 110V version and timer delay versions available

| PRODUCT CODE | DESCRIPTION |
|----------------|---|
| E/MX/NM3T | Maxiflood unit - 3 hour 2 x 20W lamps |
| E/MX/NM3T/WP | Maxiflood unit - 3 hour 2 x 20W lamps IP65 |
| E/MX/NM3T/3 | Maxiflood unit - 3 hour 2 x 20W & 1 x 10W lamp |
| E/MX/NM3T/3/WP | Maxiflood unit - 3 hour 2 x 20W & 1 x 10W lamp IP65 |
| E/MX/NM1T/55W | Maxiflood unit - 1 hour 2 x 55W lamps |
| E/MX/NM1T/55WP | Maxiflood unit - 1 hour 2 x 55W lamps IP65 weatherproof |

Image above shows E/MX/NM3T, image below shows E/MX/NM3T/3

CONVENTIONAL CONVERSION KITS

Laser-pack conversion kit (for halogen)



- 3 Hour duration
- Compact unit, fits into 65mm aperture
- For 20 – 50W tungsten halogen lamp
- Sealed lead acid 12V 14Ah battery
- Maintained or non-maintained operation available

| PRODUCT CODE | DESCRIPTION |
|------------------|--|
| E/LVK/M3T/20-50W | 20-50W Laser-pack low voltage kit |
| E/LVK/M3T/50/C2 | 20-50W Laser-pack low voltage kit - to fit 65mm hole |

Conversion kit (for linear fluorescent)



- Low profile compact fluorescent mains inverter module
- EN60 924 compliant
- High ballast lumen factor
- Suitable for a wide range of luminaires including 36W, 58W and 70W
- 110V options available

| PRODUCT CODE | DESCRIPTION |
|--------------|-----------------------------------|
| E/MCT/M3/36 | 36W mains conversion kit (3 cell) |
| E/MCT/M3/58 | 58W mains conversion kit (4 cell) |
| E/MCT/M3/70 | 70W mains conversion kit (5 cell) |

Mini module (for compact fluorescent)



- 16 and 28W compact lamps at high frequency in mains and emergency mode
- Compact size
- Push in terminals facilitate easy installation
- Deep discharge protection
- Ballast complies with BS: EN 60 928

| PRODUCT CODE | DESCRIPTION |
|--------------|---|
| E/CM1/28 | Mini integrated module 28W high frequency complete with battery and LED |
| E/CM1/38 | Mini integrated module 38W high freq complete with battery and LED |

EMERGENCY LIGHTING BATTERIES



Emergency lighting Ni-Cd batteries



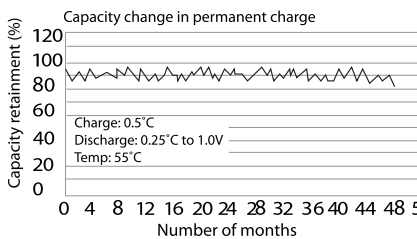
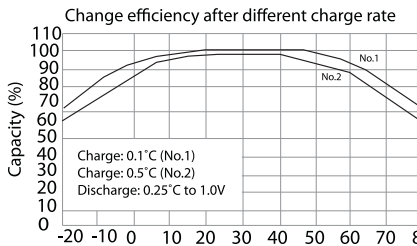
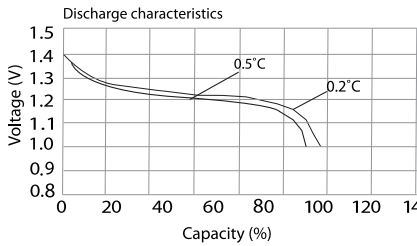
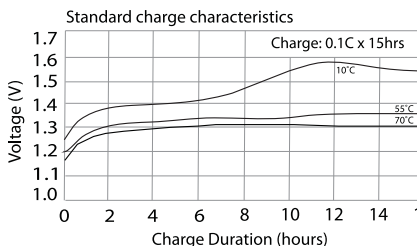
- As used by leading UK and European lighting manufacturers as their battery of choice
- High quality 4.0Ah nickel cadmium batteries, complete with connector and lead
- 1.2V per cell
- 55°C high temperature
- Each cell 33mmØ x 60mmL (approx)
- Other variants available
- Superior charge acceptance at high temperature (50-70°C)
- Complies with IEC 61951 - 2003 Clause 7.4.2.3 Endurance test - 3rd party certified
- Available exclusively from Channel Safety Systems

| Electrical characteristics per cell | |
|--|------|
| Nominal Voltage (V) | 1.20 |
| Nominal Capacity (mAh) @ 25°C | 4000 |
| Maximum Continuous Discharge Current (A) | 2.4 |

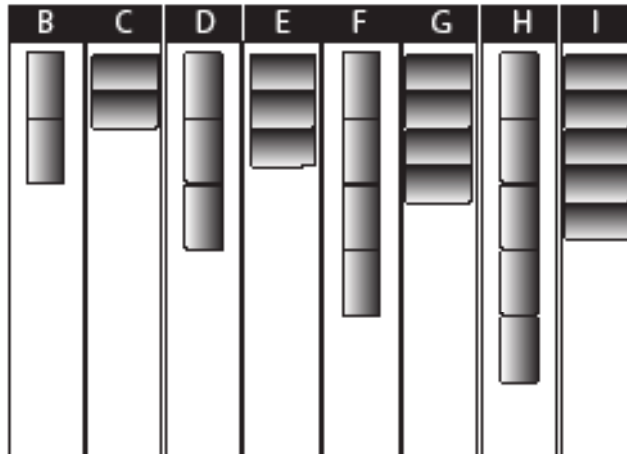
| Dimensions per cell | |
|---------------------|--------------|
| Diameter (mm) | 32.5 +/- 0.5 |
| Height (mm) | 59 +/- 1.0 |
| Weight (g) | 125 approx. |

| Charge conditions | Time | Temp | Charge (mA) |
|-------------------|-------|--------|---------------|
| Standard | 16hrs | 0-45°C | 400mA (0.1C) |
| Trickle | 24hrs | 0-70°C | 200mA (0.05C) |
| Maintenance | ∞ | 0-55°C | 200mA (0.05C) |

| Storage | |
|---------------------|------------|
| Storage Temperature | 0 to +25°C |



Battery Configurations



| BATTERY CONFIGURATIONS | PRODUCT CODE | DESCRIPTION |
|------------------------|----------------|--|
| B | B/D-D4000BH/2H | NiCad 4Ah 2.4V stick cell 2 battery complete with Molex connector, 250mm lead & end caps |
| C | B/D-D4000BH/2S | NiCad 4Ah 2.4V stick 2 cell side by side battery complete with 250mm lead |
| D | B/D-D4000BH/3H | NiCad 4Ah 3.6V stick 3 cell battery complete with Amp connector, 250mm lead & end caps |
| E | B/D-D4000BH/3S | NiCad 4Ah 3.6V stick 3 cell side by side battery complete with 250mm lead |
| F | B/D-D4000BH/4H | NiCad 4Ah 4.8V stick 4 cell battery complete with Amp connector, 250mm lead & end caps |
| G | B/D-D4000BH/4S | NiCad 4Ah 4.8V stick 4 cell side by side battery complete with 250mm lead |
| H | B/D-D4000BH/5H | NiCad 4Ah 6.0V stick 5 cell battery complete with Amp connector, 250mm lead & end caps |
| I | B/D-D4000BH/5S | NiCad 4Ah 6.0V stick 5 cell side by side battery complete with 250mm lead |

BESPOKE ITEMS

Static inverters



The significant advantage of using a Static Inverter System for emergency lighting is that it allows the use of a wide range of normal functional or decorative mains luminaires as emergency fittings. The system eliminates the need for a separate low voltage system or self-contained luminaire emergency lighting installation.

Our Static Inverter Systems are able to provide the following input and output configurations:

- Single Phase Input : Single Phase Output
- Three Phase Input : Single Phase Output
- Three Phase Input : Three Phase Output

On Mains failure, the system converts DC power from the central battery to AC output. Our systems allow the use of our modern energy efficient luminaires, while our on-line 'NO BREAK' inverter systems enable the use of high-pressure discharge lighting.

STATIC INVERTER SYSTEMS FOR EMERGENCY LIGHTING

A totally integrated, energy efficient cost-effective and unobtrusive solution for all Emergency Lighting situations.

- Passive Standby.
- Active Standby.
- No-Break for ALL lighting loads including high pressure discharge.
- All systems can be configured 1:1, 3:1 or 3:3.
- Integration with our complementary products for Emergency Lighting.

PASSIVE STANDBY

Our low cost flexible Passive Standby Static Inverter System is ideal for use with fluorescent and incandescent lighting sources. Traditional technology provides proven reliability with one of the lowest component counts in the industry. Low heat output, high efficiency (typically greater than 95% AC-AC). Conforms with all current relevant harmonised European standards.

ACTIVE STANDBY

"Active Standby" is our constantly running, off load, Static Inverter which can be monitored for function at all times – reassuring to know that the system will work when an emergency load is applied.

NO-BREAK

We manufacture a "No-Break" Emergency Lighting Static Inverter System that guarantees there will be no changeover switching of the supply to the load on mains failure. The load is totally unaffected by supply variation and is constantly fed with stabilised, smoothed and conditioned power.

Central battery systems



Channel can supply a comprehensive range of systems of which just a small selection is shown here. Channel can provide engineered solutions tailored to customer's specific requirements. Central Systems offer solutions where all power charging circuits and batteries are centrally located and all luminaires are connected via protected cabling.

OPTIONAL EXTRAS

- Unique design cubicles allow easy access for installers
- Removable covers enable installation in confined space
- Separate battery and charger compartments
- Removable charging chassis in case of modification
- Contractors to BS5424 or BS764
- Battery options: Flat Plate Lead Acid, Plante Lead Acid, Nickel Cadmium, Valve Regulated Sealed Lead Acid
- 24V, 50V, 110V DC variants
- Wide range of Slave Luminaires

HEALTH AND SAFETY

When lead acid and nickel cadmium wet cells are being charged they give off a potentially explosive mixture of oxygen and hydrogen. Always ensure adequate ventilation when installing equipment in confined areas and display signs warning against smoking and naked flames

To find out more information on our static inverters and central battery systems, please contact a member of our sales team on **0845 844 7000** or email **sales@channelsafety.co.uk**

Security lighting

MOTIONPRO™

Motionpro™



The Motionpro unit utilises passive infrared technology to detect heat radiation of moving objects such as people & vehicles.

FEATURES

- Stainless steel mounting bracket for anti-corrosion protection
- IP65
- Low running cost
- Instant switching
- Adjustable 'on/off time'
- High brightness
- Long life LED - Up to 35,000 operating hours
- Extended life time
- Sleek, minimalistic, contemporary design
- Low maintenance
- Instant Illumination
- Instant re-strike
- White light and good colour rendition
- Eco-friendly
- Bridgelux® LED components

This LED security floodlight range is available as a 10W, 30W, 50W (with or without PIR) and 80W fittings.

Images below show 10W, 30W, 50W Motionpro with PIR and PIR movement detector



Images below show 10W, 30W, 50W and 80W Motionpro without PIR



| PRODUCT CODE | DESCRIPTION |
|---------------------|---|
| E/FLOOD/LED/10W | Motionpro LED 10W floodlight |
| E/FLOOD/LED/30W | Motionpro LED 30W floodlight |
| E/FLOOD/LED/50W | Motionpro LED 50W floodlight |
| E/FLOOD/LED/80W | Motionpro LED 80W floodlight |
| E/FLOOD/LED/10W/PIR | Motionpro LED 10W floodlight with PIR |
| E/FLOOD/LED/30W/PIR | Motionpro LED 30W floodlight with PIR |
| E/FLOOD/LED/50W/PIR | Motionpro LED 50W floodlight with PIR |
| E/MP/PIR/BK | PIR movement detector for remote mounting |

CHANNEL

SAFETY SYSTEMS

Introducing...

ENTRiTech™

VIDEO ONLY

The secure, door access and entry system range from Channel Safety Systems.

The easy-to-install ENTRiTech range has been beautifully designed for use within a wide range of applications including residential, commercial & industrial properties.

7" hands free video entry system



4" hands free video entry system



7" handset video entry system



4" handset video entry system



FEATURES

- Range of camera call points and electric lock releases to suit your specification
- Hands free operation
- Handset version for additional privacy can also be operated in hands free mode
- Low light visibility
- Simple to install
- High-resolution, full colour LCD screen
- Available in a wide range of screen sizes and colourways, see online for full product list
- Expandable system up to four screens
- A high quality product that doesn't cost the earth

Call us on **0845 884 7000**
or visit **www.channelsafety.co.uk**

Door entry systems

ENTRITECH™



ENTRitech™ - Video only

The secure, door access and entry system range is easy to install with a 4 wire system and comes with a full colour LCD screen.

The easy-to-install ENTRitech range has been beautifully designed for use within a wide range of applications including residential, commercial & industrial properties.

ENTRitech uses cutting edge technology and is beautifully presented in a sleek, modern series of designs supplied in comprehensive kit form.

FEATURES

- Hands free or Handset operation for additional privacy
- Low light visibility
- Simple to install
- High-resolution, full colour LCD screen
- Connectivity up to 4 screens and 2 audio only handsets
- Clean, contemporary design
- Robust construction



D/ENT/VM/HF/7



D/ENT/VM/HS/7



D/ENT/VM/HF/4



D/ENT/VM/HS/4



D/ENT/VAHS



D/ENT/VPAN/SL



D/ENT/VPAN/KP



D/ENT/VPAN



D/ENT/VPAN/4, for more options please see page 22



GET INTERACTIVE

Scan the code for full product data sheets and other related information

www.channelsafety.co.uk/door-access/

With a high demand for bespoke video systems for multiple dwellings, Channel Safety Systems offer a complimentary design service to meet your project requirements, offering a varied choice of wiring methods, depending on the system size and configuration.

Our ENTRitech bespoke systems can meet up to 9999 individual dwellings. (Other multi way options available to special order)

For additional information and technical assistance with this exciting range, visit our website at www.channelsafety.co.uk or contact a member of staff on 0845 884 7000



| PRODUCT CODE | DESCRIPTION |
|-------------------|---|
| KIT 1 | |
| D/ENT/KIT/1/WH/SL | Video door entry system with external slimline camera. White indoor 4" video monitor -handsfree complete with PSU |
| D/ENT/KIT/1/WH/KP | Video door entry system with external camera with keypad. White indoor 4" video monitor -handsfree complete with PSU |
| D/ENT/KIT/1/WH/P | Video door entry system with external camera illuminated name plate. White indoor 4" video monitor -handsfree complete with PSU |



| PRODUCT CODE | DESCRIPTION |
|-------------------|---|
| KIT 2 | |
| D/ENT/KIT/2/WH/SL | Video door entry system with external slimline camera. White indoor 4" video monitor -handset & handsfree complete with PSU |
| D/ENT/KIT/2/WH/KP | Video door entry system with external camera with keypad. White indoor 4" video monitor -handset & handsfree complete with PSU |
| D/ENT/KIT/2/WH/P | Video door entry system with external camera illuminated name plate. White indoor 4" video monitor -handset & handsfree complete with PSU |




| PRODUCT CODE | DESCRIPTION |
|-------------------|---|
| KIT 3 | |
| D/ENT/KIT/3/BK/SL | Video door entry system with external slimline camera. Black indoor 7" video monitor -handsfree complete with PSU |
| D/ENT/KIT/3/BK/KP | Video door entry system with external camera with keypad. Black indoor 7" video monitor -handsfree complete with PSU |
| D/ENT/KIT/3/BK/P | Video door entry system with external camera illuminated name plate. Black indoor 7" video monitor -handsfree complete with PSU |



| PRODUCT CODE | DESCRIPTION |
|-------------------|---|
| KIT 4 | |
| D/ENT/KIT/4/BK/SL | Video door entry system with external slimline camera. Black indoor 7" video monitor -handset & handsfree complete with PSU |
| D/ENT/KIT/4/BK/KP | Video door entry system with external camera with keypad. Black indoor 7" video monitor -handset & handsfree complete with PSU |
| D/ENT/KIT/4/BK/P | Video door entry system with external camera illuminated name plate. Black indoor 7" video monitor -handset & handsfree complete with PSU |

| PRODUCT CODE | DESCRIPTION |
|--------------------------|---|
| INTERCOM CAMERAS | |
| D/ENT/PAN/SL | Outdoor panel - slimline |
| D/ENT/PAN | Outdoor panel with illuminated name plate |
| D/ENT/PAN/KP | Outdoor panel with illuminated keypad |
| D/ENT/PAN/2 | ENTRitech 2 way video door entry panel |
| D/ENT/PAN/4 | ENTRitech 4 way video door entry panel |
| D/ENT/PAN/6 | ENTRitech 6 way video door entry panel |
| D/ENT/PAN/8 | ENTRitech 8 way video door entry panel |
| D/ENT/PSU | 12V Power supply for use with DC lock release |
| VIDEO SLAVE UNITS | |
| D/ENT/M/HF/4/WH | Video door entry slave monitor 4" handsfree - white complete with PSU |
| D/ENT/M/HS/4/WH | Video door entry slave monitor 4" handset - white complete with PSU |
| D/ENT/M/HF/7/BK | Video door entry slave monitor 7" handsfree - black complete with PSU |
| D/ENT/M/HS/7/BK | Video door entry slave monitor 7" handset - black complete with PSU |
| D/ENT/VAHS | Video door entry system - audio only handset complete with PSU |

ENTRitech™ - Accessories



| PRODUCT CODE | DESCRIPTION |
|------------------------|---|
| D/ENT/AUDIO/HS | Audio only phone with door release button |
| D/ENT/AUDIO/PSU | Dual output PSU |
| D/ENT/RIM | Yale type 12V DC fail secure rim release |
| D/ENT/MORTICE/FL | Dead bolt mortice type 12 DC fail secure - FLUSH only |
| D/ENT/PSU | 12V DC 1amp PSU |
| D/ENT/SS/EB | Stainless steel exit button |
| D/ENT/EDR | Green emergency door release unit |
| D/ENT/MAG | 600lbs magnetic door lock |
| D/ENT/MAG/MON | 600lbs magnetic door lock - MONITORED |
| D/ENT/MAG/BRACKET | Z&L Bracket for magnetic locks |
| D/ENT/BP01 | Blank plate |
| D/ENT/TIMESWITCH/24HRS | Time switch 24 hours, for tradesmans entrance |



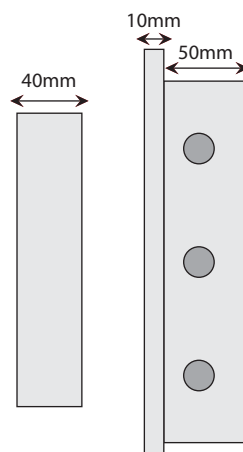

ENTRitech™ - Audio only



The easy-to-install ENTRitech range has been beautifully designed for use within a wide range of applications including residential, commercial & industrial properties. ENTRitech uses up to date technology and is beautifully presented in a sleek, modern series of designs supplied in 17 gauge 1.367mm thick stainless steel. This modular system is supplied in easy to order kit form with flush kit options available from 1 way to 18 way.

For additional information and technical assistance with this exciting range, visit our website at www.channelsafety.co.uk or contact a member of staff on 0845 884 7000

Images show from left to right Audio units 1-6 8-12 and 18 way



End profiles show Surface mounted version and Flush mounted version

| PRODUCT CODE | DESCRIPTION |
|--|--|
| SURFACE MOUNTED AUDIO KITS WITH EMBEDDED INTERCOM | |
| D/ENT/AUDIO/1 | 1 way audio kit complete with stainless steel 1 button call station, 1 power supply & 1 phone |
| D/ENT/AUDIO/2 | 2 way audio kit complete with stainless steel 2 button call station, 1 power supply & 2 phones |
| D/ENT/AUDIO/3 | 3 way audio kit complete with stainless steel 3 button call station, 1 power supply & 3 phones |
| D/ENT/AUDIO/4 | 4 way audio kit complete with stainless steel 4 button call station, 1 power supply & 4 phones |
| D/ENT/AUDIO/6 | 6 way audio kit complete with stainless steel 6 button call station, 1 power supply & 6 phones |
| D/ENT/AUDIO/8 | 8 way audio kit complete with stainless steel 8 button call station, 1 power supply & 8 phones |
| FLUSH MOUNTED AUDIO KITS WITH EMBEDDED INTERCOM | |
| D/ENT/AUDIO/1/FL | Flush 1 way audio complete with stainless steel 1 button call station, power supply & 1 phone |
| D/ENT/AUDIO/2/FL | Flush 2 way audio complete with stainless steel 2 button call station, power supply & 2 phones |
| D/ENT/AUDIO/4/FL | Flush 4 way audio complete with 4 button call station, power supply & 4 phones |
| D/ENT/AUDIO/6/FL | Flush 6 way audio complete with 6 button call station, power supply & 6 phones |
| FLUSH MOUNTED AUDIO - CALL STATION WITH EMBEDDED INTERCOM | |
| D/ENT/FL/1 | Flush master unit with stainless steel 1 module unit complete with embedded intercom |
| D/ENT/FL/2 | Flush master unit with stainless steel 2 module unit complete with embedded intercom |
| D/ENT/FL/3 | Flush master unit with stainless steel 3 module unit complete with embedded intercom |
| SURFACE MOUNTED AUDIO - CALL STATION WITH EMBEDDED INTERCOM | |
| D/ENT/MASTER/1 | 1 Module stainless steel unit surface mounted complete with embedded intercom |
| D/ENT/MASTER/2 | 2 Module stainless steel unit surface mounted complete with embedded intercom |
| D/ENT/MASTER/3 | 3 Module stainless steel unit surface mounted complete with embedded intercom |
| BUTTON MODULES | |
| D/ENT/AUDIO/KP | Digital keypad module |
| D/ENT/BU01 | 1 Button module |
| D/ENT/BU02 | 2 Button module |
| D/ENT/BU03 | 3 Button module |
| D/ENT/BU04 | 4 Button module |
| D/ENT/BU06 | 6 Button module |



ENTRitech™ - Door access control only



Please note all images shown are not to scale

The ENTRitech door access system kits offer a simple versatile and cost effective range of high quality door access equipment.

Each kit includes a 12Vdc, 2Amp boxed power supply with battery back up and a digital keypad suitable for up to 21 users.

For additional information and technical assistance with this exciting range, visit our website at www.channelsafety.co.uk or contact a member of staff on 0845 884 7000



D/ENT/KT10-B



D/ENT/STD-PCPS



D/ENT/WH/ED

| PRODUCT CODE | DESCRIPTION |
|--------------------|---|
| KITS | |
| D/ENT/DA/KIT1 | Key pad door access kit 1 including PSU, digital keypad, exit button, green break glass unit and electric lock release |
| D/ENT/DA/KIT2 | Key pad door access kit 2 including PSU, digital keypad, exit button, green break glass unit, magnetic lock and Z&L bracket |
| D/ENT/DA/KIT3 | Proximity reader door access kit 3 including PSU, exit button, green break glass unit, electric lock release, 10 key fobs and a hand held programmer |
| D/ENT/DA/KIT4 | Proximity reader door access kit 4 including PSU, exit button, green break glass unit, magnetic lock, Z&L bracket, 10 key fobs and a hand held programmer |
| ACCESSORIES | |
| D/ENT/DA/KP/1 | Stainless steel door access keypad |
| D/ENT/EPX10 | Standalone proximity reader |
| D/ENT/KT10-B | Blue proximity tag |
| D/ENT/STD-PCPS | Proximity card |
| D/ENT/EPX10-HP | Hand held programmer for use with proximity reader |
| D/ENT/SS/EB | Stainless steel exit button |
| D/ENT/WH/ED | White exit button |
| D/ENT/RIM | Rim type 12V DC fail secure rim release |
| D/ENT/MORTICE/FL | Dead bolt mortice type 12 DC fail secure - FLUSH only |
| D/ENT/PSU | 12V DC 1amp PSU |
| D/ENT/EDR | Green emergency door release unit |
| D/ENT/MAG | 600lbs magnetic door lock |
| D/ENT/MAG/MON | 600lbs magnetic door lock - MONITORED |
| D/ENT/MAG/BRACKET | Z&L Bracket for magnetic locks |
| D/ENT/PSU/12V/2A | 12Vdc 2Amp boxed power supply |
| N/CH12/2 | 12 Volt 1.2Ah sealed lead acid battery (1 block) |
| D/ENT/AUDIO/PSU | 12V 1.5Amp dual output power supply (no battery back up) |

ENTRitech™ - Digital Door Viewer



The contemporary way to replace your conventional doorbell with added security features. A combined electronic door viewer / digital recorder and doorbell all housed in a slimline indoor mounted unit. This unit connects to a traditional looking, outdoor mounted bell push / camera lens combination.

FEATURES

- Internal door mounted colour screen LCD digital door viewer with outdoor mounted doorbell.
- Door viewer unit is fitted with IR LED's suitable for low light visibility and comes complete with mounting plate and fixings. Unit works off 2x1.5V AA batteries (not included) for quick and easy fixing with no mains connection required.
- ENTRitech DDV is supplied in white pearlescent finish and can store up to 1000 digital images of visitors with a date and time stamp.
- ENTRitech DDV unit comes complete with a 128MB micro SD card.
- Added security is provided via the optional setting of automatic recording of all visitors once bell push is applied. Photographic evidence can thus be given to the authorities of any nuisance callers.
- Simple and quick to install and use; this battery operated Digital Door Viewer / camera and doorbell chime combination is an ideal replacement for the conventional door viewer and door chime.

The ENTRitech™ Digital Door viewer is designed as a cost effective security aid and it is particularly suited mounted on solid doors in a multitude of applications; from private residences, sheltered housing to student accommodation.

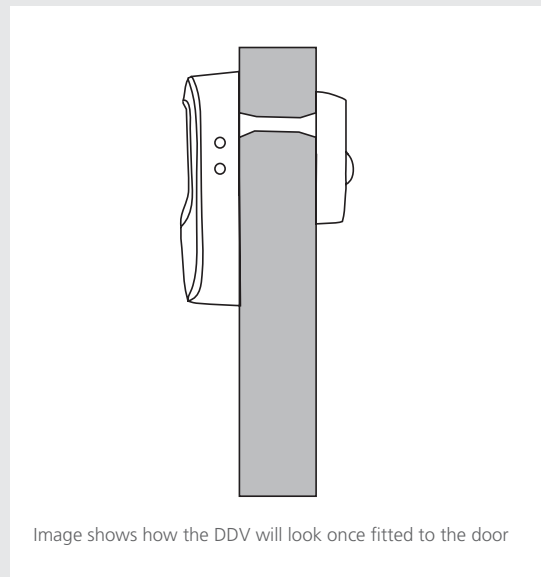


Image shows how the DDV will look once fitted to the door

PRODUCT CODE

D/ENT/DDV

DESCRIPTION

ENTRitech digital door viewer white pearlescent C/W SD card - requires 2 1.5V AA batteries

CHANNEL

SAFETY SYSTEMS

iCapture™

*The professional CCTV Kits from
Channel Safety Systems*



4mm Outdoor
bullet camera
T/CCTV/BULLET/4MM



4mm Outdoor
dome camera
T/CCTV/DOME/IP66



8mm Long range
outdoor bullet camera
T/CCTV/BULLET/8MM



3.6mm white
indoor dome camera
T/CCTV/DOME/INDOOR



T/CCTV/DVR/8CH - Includes integrated 500GB hard drive

FEATURES:

- Choice of four 700 TVL Cameras
- SONY Effio DSP
- Mobile connectivity
- VGA/HDMI outputs
- Remote viewing
- Complete with all cables
- Mouse control
- Easy to install
- Day / Night camera with infrared illumination

*The new iCapture CCTV range,
designed to record activity
in any desired location*

GET INTERACTIVE

Scan the code for full product data sheets and related information including installation videos.

www.channelsafety.co.uk/CCTV



Channel Safety Systems Limited, Petersfield Business Park,
Bedford Road, Petersfield, Hampshire, GU32 3QA
Registered company no. 3853978

Call us on **0845 884 7000**
or visit **www.channelsafety.co.uk**

CCTV

ICAPTURE™



iCapture™



Specifically designed for the professional electrician, iCapture™ features comprehensive, state of the art equipment suitable for various commercial, industrial and domestic applications.

The range is offered in a choice of ultra high resolution kits providing exceptional value for money and further scope to add to the system. Furthermore, system components can be purchased individually to create a customised security solution.

The range is easy to install and all relevant components are included in the kit boxes. For the connection to the internet instructions are supplied. Alternatively, should you require direct assistance a chargeable fee applies as per industry norms. For the latter please contact the office "Technical Support" where a credit card payment will be taken.



Image above shows 4mm bullet camera kit

FEATURES

- All cameras are Ultra High resolution 700 TVL which offers high quality recorded imagery.
- Kits come with an 8 channel DVR and 500GB hard drive as standard, all necessary connection leads and 4 cameras. This allows the scope to add additional cameras if required.
- All cameras feature the latest Sony CCD DSP and Sony Effio technology. This ensures consistent quality from a branded manufacturer.
- All systems offer remote control and viewing over your computer system or smartphone subject to an additional connection.
- Universal day/night cameras with IR (infrared) illumination which allows a viewing distance typically around 20m.
- The IP66 cameras offer a high degree of weatherproofing. The concealed cable within the housing offers additional anti-vandal protection.
- DVRs come in either 8 or 16 channel and offer full VGA output. They come complete with Western Digital hard drives. Both DVRs offer 4 recording options - continuous / scheduled / motion / sensor and record in D1, HD1 and CIF formats.
- Viewing of images can be in quad sequence or single channel viewing. The system allows for individual channel setup for recording and display. The supplied mouse allows for easy setup.
- Option to include 19" CCTV monitor
- PTZ (Pan Tilt Zoom) camera option allows for a wide area coverage. It offers manual and automatic preset scanning and zooming.



Image above shows image captured with 420 TVL IR night camera

Image below shows image captured with 700 TVL IR night camera



GET INTERACTIVE

Scan the code for full product data sheets and related information including installation videos.

www.channelsafety.co.uk/CCTV

iCapture™ kits



| PRODUCT CODE | DESCRIPTION |
|--------------|---|
| KITS | |
| T/CCTV/KIT1 | iCapture™ professional CCTV kit DVR 8 Channel complete with 4x black Bullet Night & Day 4mm 700 TVL Cameras, 1 x power supply and 4x 20m copper leads |
| T/CCTV/KIT2 | iCapture™ professional CCTV kit DVR 8 Channel complete with 4x black external eyeball Night & Day dome IP66 700 TVL cameras, 1 x power supply and 4x 20m copper leads |
| T/CCTV/KIT3 | iCapture™ professional CCTV kit DVR 8 Channel complete with 2x black Night & Day bullet & 2x external eyeball IR 700 TVL Dome Cameras, 1 x power supply and 4x 20m copper leads |

iCapture™ bullet and dome cameras



| PRODUCT CODE | DESCRIPTION |
|--------------------|--|
| CAMERAS | |
| T/CCTV/BULLET/4MM | External 4mm bullet camera Sony CCD & Sony Effio DSP, 700 TVL, IP66, IR veiwing distance 15m LED - Black |
| T/CCTV/BULLET/8MM | External 8mm bullet camera Sony CCD & Sony Effio DSP, 700 TVL, IP66, IR veiwing distance 25m LED - Black |
| T/CCTV/DOME/INDOOR | Indoor eyeball dome 3.6mm camera Sony CCD & Sony Effio DSP, 700 TVL, IR veiwing distance 13m LED - White |
| T/CCTV/DOME/IP66 | External eyeball dome 4mm camera Sony CCD & Sony Effio DSP, 700 TVL, IP66, IR viewing distance 17m LED - Black |



iCapture™ varifocal cameras



| PRODUCT CODE | DESCRIPTION |
|-------------------------|--|
| T/CCTV/BULLET/2.8-12 | External 2.8mm to 12mm varifocal bullet camera, IP66 with 35m IR viewing distance Sony Effio DSP 700 TVL |
| T/CCTV/BULLET/5-50 | External 5mm to 50mm varifocal bullet camera, IP67 with 60-80m IR viewing distance Sony Effio DSP 700 TVL, Complete with IR module |
| T/CCTV/DOME/IP66/2.8-12 | External 2.8 to 12mm varifocal dome camera vandal resistant, IP66 with 15m IR viewing distance Sony Effio DSP 700 TVL |

iCapture™ PTZ dome camera



| PRODUCT CODE | DESCRIPTION |
|----------------------------------|--|
| OUTDOOR SPEED DOME CAMERA | |
| T/CCTV/PTZ/DOME | IP66 Mini pan tilt zoom dome camera complete with PSU, 33m lead, wall/ceiling bracket & fixing screws. 1/3" SONY EFFIO CCD & DSP. 650 TVL & 5-15mm 2.0 mega pixel auto zoom lens with IR 30m |

iCapture™ DVR - 8 & 16 channel



T/CCTV/DVR/8



T/CCTV/DVR/16

| PRODUCT CODE | DESCRIPTION |
|---------------|---|
| DVR | |
| T/CCTV/DVR/16 | 16 Channel DVR fitted with 2x 500GB hard drives complete with PSU, Remote control and mouse |
| T/CCTV/DVR/8 | 8 Channel DVR fitted with 1x 500GB hard drive complete with PSU, Remote control and mouse |

iCapture™ accessories



| PRODUCT CODE | DESCRIPTION |
|--------------------|---|
| LCD MONITOR | |
| T/CCTV/MON/19X100 | 19" LCD Monitor with VGA connector & lead |

Need help setting up your DVR?

We offer a chargeable assistance service, whereby we can contact you to assist in setting up your DVR to the internet or mobile phone.

Please contact us to arrange a 'phone appointment. It is VITAL that you have the details listed on page 30 to hand before we can assist you.

Please contact the sales team on **0845 884 7000** for an official quote.



iCAPTURE™ CONTINUED

iCapture™ accessories



T/CCTV/PSU/20A/18

| PRODUCT CODE | DESCRIPTION |
|---------------------------|---|
| POWER SUPPLY UNITS | |
| T/CCTV/PSU/4WAY | Power Supply DC 12V 3A with 1-4 way output connectors |
| T/CCTV/PSU/5A/5 | 5 Way - 5amp boxed power supply |
| T/CCTV/PSU/10A/9 | 9 Way - 10amp boxed power supply |
| T/CCTV/PSU/20A/18 | 18 Way - 20amp boxed power supply |
| T/CCTV/PSU/1WAY | Power Supply DC 12V 1 Amp single output connector |



T/CCTV/BRACKET/1



T/CCTV/HD/500GB



T/CCTV/LEAD/20M



T/CCTV/SIGN/1



E/CHWG/12

| ACCESSORIES | |
|--------------------------|--|
| T/CCTV/BRACKET/1 | Bracket for use with eyeball dome cameras (camera NOT included) |
| T/CCTV/HD/500GB | Spare 500GB hard drive |
| T/CCTV/LEAD/20M | CCTV Lead (pure copper cable) 20 metres |
| T/CCTV/SIGN/1 | A5 Self adhesive window sticker 148mm x 210mm (Warning 24hr CCTV) |
| T/CCTV/BALUN | Transmission device to transmit video signal over unshielded twisted pair cable (max 330m) |
| E/CHWG/12 | Wire cage H224mm x W195mm x D325mm |
| T/CCTV/BCN | BCN crimp connectors for use with RG59 coaxial cables |
| T/CCTV/2M | Double female BCN coupler to join pre-made shotgun cables together |
| T/CCTV/DC2 | Male & Female power connector for use with CAT 5 cable |
| TECHNICAL SUPPORT | |
| T/CCTV/ASSIST | Remote help setting up your DVR to the internet or mobile phone (Phone appointment) |

TECHNICAL SUPPORT

We offer a chargeable assistance service. Please contact us to arrange a 'phone appointment. It is VITAL that you have the following details to hand before we can assist you.

- Who is your broadband provider?
- Do you have their helpline details?
- Does your broadband provider give you a STATIC IP address?
- Do you know your STATIC IP address?
- Do you know your internet router IP address?
- Do you know your administrator password for your router?
- Has your router got Ethernet Ports (Lan Ports)?

Fire alarm panels and detectors

RESIDENTIAL WIRELESS, WIRED OR MIXED SOLUTION SMOKE DETECTORS



RESitech™ - The new generation

New generation available in June 2013 - Current selection still available



Representing the perfect choice in residential and domestic premises fire detection. This easy-to-install range has been designed for application within residential dwellings, small commercial premises (subject to fire risk assessment) and houses of multiple occupation.

RESitech™ blends ergonomic design with full spectrum functionality with its mains interlinkable or wireless connectivity options.

Now with new 'easy-fit' base...

The all new RESitech® easy-fit base is designed and supplied with the RESitech range of smoke, heat and carbon monoxide alarms. Utilising a loop in / loop out mounting base allows the installer to simply 'plug and go' and will dramatically reduce fitting time.



OPTICAL SMOKE

The RESitech™ Easy-fit Mains Interlinkable Optical Smoke Alarm is designed to be used within the following areas of a residential property: Living room, Dining room, Landing, Hallway.

Optical smoke alarms are more effective at detecting smouldering fires. A common source of these types of fire may include cigarette burns to upholstery or bedding.



F/CDA/OPT/1

HEAT ALARM

The RESitech™ Easy-fit Mains Interlinkable Heat Alarm is designed to be used within the following areas of a residential property: Kitchens, Basements, Boiler rooms, Attics & Garages.

Heat alarms should be used where normal smoke detection might result in nuisance alarms due to high levels of smoke, fumes or dust.



F/CDA/HT/1

IONISATION SMOKE

The RESitech™ Easy-fit Mains Interlinkable Ionisation Smoke Alarm is designed to be used within the following area of a residential property: Bedrooms.

Ionisation smoke alarms are more effective at detecting flaming fires. A common source of these types of fire may include highly flammable materials such as paper, clothing or bedding.



F/CDA/ION/1

CARBON MONOXIDE

The RESitech™ Easy-fit Mains Interlinkable Carbon Monoxide Alarm is designed to be used within the following areas of a residential property: Kitchen, Utility / boiler room & Next to solid fuel burners.

It is a legal requirement to install a carbon monoxide detector adjacent to any newly installed solid fuel appliance.



F/CDA/CO/1

WIRELESS BASE

Designed for use with the RESitech™ Easy-fit base range of smoke, heat and carbon monoxide alarms. The Wireless Base transmits a Radio Frequency (RF) alarm signal when the attached unit senses smoke/heat/CO (whichever is appropriate).

When it receives a radio alarm signal from another RESitech™ alarm (which also uses the Wireless Base), the attached alarm will also sound.



F/CDA/WB

| PRODUCT CODE | DESCRIPTION |
|--------------|---|
| F/CDA/OPT/1 | RESitech Easy-fit base optical smoke alarm - mains interlinkable |
| F/CDA/ION/1 | RESitech Easy-fit base ionisation smoke alarm - mains interlinkable |
| F/CDA/HT/1 | RESitech Easy-fit base heat alarm - mains interlinkable |
| F/CDA/CO/1 | RESitech Easy-fit base carbon monoxide alarm - mains interlinkable |
| F/CDA/CO/9V | RESitech carbon monoxide alarm - battery only |
| F/CDA/WB | RESitech wireless base |
| F/CDA/RL | RESitech change over relay - 230V 5A contacts |

TEMPORARY WIRELESS BATTERY OPERATED FIRE SYSTEM

Rapidfire™



The new, wireless Rapidfire system from Channel has been designed for temporary building and site protection but are also suitable in a wide range of applications.

- Quick and simple to install, with no mains required.
- This battery operated system communicates to all the devices via its automated wireless network.
- Completely wireless system can support up to 10 devices
- Rapidfire can also be connected to an existing fire alarm system via an interface module

Connectivity is assured at time of installation, by simply activating the “install sounder” on the smoke detector. The installer simply takes the smoke detector to the installation point, If the sounder within the smoke detector can still be heard to sound three times then the device is within range and connectivity with the base unit is secure.

BASE ALARM




MANUAL CALL POINT



OPTICAL SMOKE DETECTOR



WIRELESS INTERFACE



BASE ALARM FEATURES

- Lithium battery power supply
- Up to 100m connection range
- 90 dB alarm
- High Power LED strobe
- Up to 12 year battery life
- Simple add-on system, up to 10 devices for each alarm (manual call point or optical smoke detector)

OPTICAL SMOKE FEATURES

- Sealed in lithium battery with up to 10 year life
- Locking device (anti-vandalism)
- Low battery warning & no signal warning

MANUAL CALL POINT FEATURES

- Resetting key included
- Up to 100m connection range
- Up to 10 year battery life

WIRELESS INTERFACE FEATURES

- Up to 100m range in open area conditions
- Power connection via main fire alarm panel
- Unlimited connection capacity

| PRODUCT CODE | DESCRIPTION |
|---------------|---|
| F/CHRP/MASTER | Rapidfire base alarm unit |
| F/CHRP/BGU | Rapidfire wireless manual call point |
| F/CHRP/OPT/WB | Rapidfire wireless optical smoke detector |
| F/CHRP/WI | Rapidfire wireless interface |



4 WIRE CONVENTIONAL ALARM SYSTEMS

Veritas 2™

**EN54 Third
Party
Approved**

**FEATURES**

- Comes complete with batteries
- 2 or 4 zone with programmable features
- Up to 32 detectors per zone
- Unlimited call points per zone
- Integral evacuation alarm feature
- Programmable input:
 - class change or;
 - isolate sounders or;
 - activate delays
- 1 man walk test facility
- Volt-free fire changeover relay
- NC fault relay
- Zone isolate
- Programmable sounder delay
- Aux 24V DC supply – 100mA
- Double-knock facility
- HMO pre-alarm mode
- Screwless terminal

Veritas 2 provides you with the ideal solution for the most demanding installations.

All detectors within the range comply to EN54 standard, giving you and your client complete peace of mind.

2 AND 4 ZONE FIRE PANELS

The stylish new entry level Veritas range from Channel Safety Systems provides great value for money without compromising on quality. All panels are compact EN54-2 control interfaces complete with integrated EN54-4 power supply systems.

DETECTORS AND ACCESSORIES

The Veritas 2 range includes a suite of expertly developed accessories which work in perfect harmony for a professional end result. These accessories combine modern aesthetics and high functionality.

COMPLIANCE

- Fire control panel compliant EN54-2:1997/A1:2006
- Power supply equipment compliant EN54-4:1997/A1:2002/A2:2006

| PRODUCT CODE | DESCRIPTION |
|-----------------------------|---|
| FIRE KIT 1 | |
| F/CHVS2/2Z/KIT | 2 Zone panel and battery 2x Optical smoke detectors complete with base 1x Fixed heat detectors (57 degrees celsius) complete with base 2x Manual call points 2x Electronic sounders |
| FIRE KIT 2 | |
| F/CHVS2/4Z/KIT | 4 Zone panel and battery 2x Optical smoke detectors complete with base 1x Fixed heat detectors (57 degrees celsius) complete with base 2x Manual call points 2x Electronic sounders |
| ACCESSORIES | |
| DETECTORS | |
| F/CHVS2/SMP/1 | Optical smoke detector complete with base |
| F/CHVS2/HFA/1 | Fixed heat detector (57 degrees Celsius) complete with base |
| CALL POINTS | |
| F/CHVS2/BGS/1 | Manual call point (refer to Page 45 for further call point options) |
| F/CHBG/WP/1 | Waterproof break glass (refer to Page 45 for further call point options) |
| SOUNDERS AND BEACONS | |
| F/CHWB/BN/RD/DB | LED sounder beacon with deep base |
| F/CHBN/RD/DB | 24v Red LED beacon - deep base |
| F/CHBL/6/1 | 24V 6" Red fire bell |
| F/CHBL/W8 | Waterproof 8" red fire bell |
| F/CHWB/R | High output electronic sounder - white |
| F/CHWB/R/RD | High output electronic sounder - red |
| F/CHWB/RD/DB | Electronic warbler/siren - red - deep base |
| F/CHVS2/WB/1 | Electronic sounder |
| PANELS | |
| F/CHVS2/2Z | 2 Zone panel and batteries |
| F/CHVS2/4Z | 4 Zone panel and batteries |

4 WIRE CONVENTIONAL ALARM SYSTEMS

Scimitar - for Apollo series 65



FEATURES

- High spec, 2, 4 and 8 zone conventional panels
- Flush or surface mountable as standard
- Installer and user friendly
- 4 sounder circuits
- Integral 1.5a switch mode PSU
- Panels are supplied without battery
- Fully compliant with EN54 parts 2 and 4
- Max zone loading 25 detectors / unlimited call points

| PRODUCT CODE | DESCRIPTION |
|-----------------------------|--|
| PANELS | |
| F/CHSC/2 | Scimitar 2-zone panel |
| F/CHSC/4 | Scimitar 4-zone panel |
| F/CHSC/8 | Scimitar 8-zone panel |
| F/CHSC/R | Scimitar 8-zone repeater panel |
| F/CHSC/RDC | Repeater driver card |
| F/CH24/2.1 | 2.3AH 24V battery |
| ACCESSORIES | |
| CALL POINTS | |
| F/CHBG/S | Break glass – surface (refer to Page 45 for further call point options) |
| F/CHBG/WP/1 | Waterproof break glass (refer to Page 45 for further call point options) |
| SERIES 65 DETECTORS | |
| F/CHHF/A | Fixed temp (57 deg C) H D + base. Individually boxed and label LED |
| F/CHHF/A/HT | High temp (90 deg C) H D + base attached + logo |
| F/CHHR/A | Rate of rise heat detector + base |
| F/CHSM/A | Ionisation smoke detector + base |
| F/CHSM/P | Optical smoke detector + base |
| SOUNDERS AND BEACONS | |
| F/CHWB/BN/RD/DB | LED sounder beacon with deep base |
| F/CHBN/RD/DB | 24v Red LED beacon - deep base |
| F/CHBL/6/1 | 24V 6" Red fire bell |
| F/CHBL/W8 | Waterproof 8" red fire bell |
| F/CHWB/R | High output electronic sounder - white |
| F/CHWB/R/RD | High output electronic sounder - red |
| F/CHVS2/WB/1 | Electronic sounder |
| F/CHWB/D | Squashni alarm warbler – white |
| F/CHWB/D/BN | White base mounted sounder/LED beacon |

FREE DESIGN SERVICE

On the basis of receipt of order on contract award

Contact the team at Channel HQ on 0845 884 7000 or email customerservices@channelsafety.co.uk



2 WIRE CONVENTIONAL ALARM SYSTEMS

AlarmSense - for Apollo AlarmSense



FEATURES

- 2, 4 and 8 zone versions
- EN54 parts 2 and 4 compliant
- Four conventional sounder circuits (for use with non-AlarmSense® sounders)
- Attractive flush or surface mountable plastic lid and enclosure
- Panels are supplied without battery

| PRODUCT CODE | DESCRIPTION |
|------------------------------|--|
| PANELS | |
| F/CHAS/2 | AlarmSense 2-zone fire panel requires 24/2.1 battery |
| F/CHAS/4 | AlarmSense 4-zone fire panel requires 24/2.1 battery |
| F/CHAS/8 | AlarmSense 8-zone fire panel requires 24/3 battery |
| F/CH24/2.1 | 24V 2.3 AH battery |
| F/CH24/3 | 24V 3 AH battery |
| F/CHSC/R | Scimitar 8-zone repeater panel |
| F/CHSC/RDC | Repeater driver card |
| CALL POINTS | |
| F/CHBG/S/AS | AlarmSense surface break glass (refer to Page 45 for further call point options) |
| DETECTORS | |
| F/CHSM/P/AS | AlarmSense optical detector complete with base |
| F/CHHF/A/HT/AS | AlarmSense 90° fixed heat detector complete with base |
| F/CHHR/A/AS | AlarmSense 55° rate of rise heat detector complete with base |
| COMBINATION DETECTORS | |
| F/CHHF/HT/AS/WB | AlarmSense high temp heat detector and sounder base type CS |
| F/CHHR/AS/WB | AlarmSense heat detector with sounder base A1R type |
| F/CHHR/AS/WB/BN | AlarmSense heat detector with sounder base and beacon A1R type |
| F/CHSM/P/AS/WB | AlarmSense optical detector complete sounder base |
| F/CHSM/P/AS/WB/BN | AlarmSense optical smoke combination |
| SOUNDER AND BEACONS | |
| F/CHWB/D/AS | AlarmSense base sounder |
| F/CHWB/D/BN/AS | AlarmSense base mounted electronic warbler/beacon |
| F/CHWB/BN/RD/AS | AlarmSense open-area red sounder beacon |
| F/CHWB/RD/AS | AlarmSense open area red sounder |
| ACCESSORIES | |
| F/CHRM/AS | AlarmSense relay module |
| F/CHWB/AS/CAP/RD | Red locking cap for AlarmSense base |
| F/CHWB/AS/CAP/WH | White locking cap for AlarmSense base |

Channel Safety Systems offers a complete Design, Supply & Commissioning service:-

- Fire Alarm, to BS.5839. Part 2002
- Emergency Lighting to BS.5266 Part 1
- Nurse Call Systems
- Disabled Refuge Systems
- CCTV and Access Control Systems

**CUT
FALSE ALARM
COSTS**



Contact the team at Channel HQ on 0845 884 7000 or email customerservices@channelsafety.co.uk

2 WIRE CONVENTIONAL ALARM SYSTEMS



Sabre dual wire fire alarm



Image shows from left to right F/CHSA/2, F/CHSH/SA & F/CHSU/SA



Image shows from left to right F/CHSA/2/PRO, F/CHSA/SHSB/PRO & F/CHSA/SHS/PRO

- 2, 4 and 8 zone versions
- System fully complies to BS and EN
- 32 devices per zone
- Output module available – for plant shutdown, door release etc.
- Panels are supplied without battery which needs to be ordered separately - see options below

| PRODUCT CODE | DESCRIPTION |
|-----------------------------|---|
| PANELS | |
| F/CHSA/2 * | Sabre 2-zone dual wire fire alarm panel (requires 24/2.1 battery) |
| F/CHSA/4 * | Sabre 4-zone dual wire fire alarm panel (requires 24/2.1 battery) |
| F/CHSA/8 * | Sabre 8-zone dual wire fire alarm panel (requires 24/3 battery) |
| F/CHSA/2/PRO ** | Sabre Pro 2 zone dual wire fire alarm panel (requires 24/3 battery) |
| F/CHSA/4/PRO ** | Sabre Pro 4 zone dual wire fire alarm panel (requires 24/3 battery) |
| F/CHSA/8/PRO ** | Sabre Pro 8 zone dual wire fire alarm panel (requires 24/3 battery) |
| F/CHSA/8/BEZ | Recessing bezel for 8 zone sabre panel |
| F/CHSA/8/R | Sabre 8-zone repeater panel |
| F/CH24/2.1 | 24 V 2.1 AH battery |
| F/CH24/3 | 24 V 3 AH battery |
| CALL POINTS | |
| F/CHBG/S/SA | Sabre series break glass call point |
| F/CHBG/S/SA/WP | Sabre series IP65 break glass call point |
| DETECTORS | |
| F/CHSH/SA | Sabre series combined optical smoke/heat |
| F/CHSHS/SA | Sabre series combined optical smoke, heat and sounder |
| F/CHBN/SU/SA | Sabre sounder/strobe wired on zone |
| F/CHSU//SA | Sabre industrial horn sounder 95dBA IP55 |
| F/CHSA/SH/PRO ** | Sabre combined optical smoke/heat detector |
| F/CHSA/SHS/PRO ** | Sabre combined optical smoke/heat detector and sounder |
| F/CHSA/SHSB/PRO ** | Sabre combined optical smoke/heat detector and sounder/beacon |
| SOUNDERS AND BEACONS | |
| F/CHSU/SA | Sabre red electronic sounder unit |
| F/CHSU/SA/WH | Sabre white electronic sounder unit |
| INTERFACE UNITS | |
| F/CHSW1/SA | Sabre switch monitor |
| F/CHOP/SA | Sabre auxiliary output – requires power supply |
| ACCESSORIES | |
| F/CHHRT/SA | Sabre head removal tool |

*Please note panels are available until June 2013

**Please note new panels & detectors will be available in June 2013

ANALOGUE ADDRESSABLE SYSTEMS

Firewatch - for Apollo XP95 protocol



For more information about the Firewatch range, please visit our website or contact a member of our sales team on 0845 884 7000

- High performance XP95 compatible panels
- Market leading open protocol

| PRODUCT CODE | DESCRIPTION |
|------------------------|--|
| FW1001 PANELS | |
| F/FW1001/1/16 | Networkable single loop 16 zone panel (requires a 24/3 battery) |
| F/FW1001/2/32 | Networkable two loop 32 zone panel (requires a 24/7 battery) |
| F/FW1001/R/16 | Networkable repeater panel – 16 zones (requires a 24/3 battery) |
| F/FW1001/R/32 | Networkable repeater panel – 32 zones (requires a 24/3 battery) |
| F/FW1001/NCC/16 | Network communications card for 16 zone |
| F/FW1001/NCC/32 | Network communications card for 32 zone |
| FW9003 PANELS | |
| F/FW9003/1SE | 1 loop fire panel less loop cards (requires a 24/7 battery) |
| F/FW9003/2SE | 2 loop fire panel less loop cards (requires a 24/7 battery) |
| F/FW9003/5SE | 5 loop fire panel less loop cards 20 zones – expandable to 80 (requires a 24/12 battery) |
| F/FW9003/485 | RS485 communication module |
| F/FW9003/Hi485 | Hi485 network card – required to comply with BS5839 |
| F/LC9003 | Loop card for use with FW9003/5SE and 2SE panel |
| F/FW9000/R | Repeater panel – no controls |
| F/FW9000/RC | Repeater panel – with controls |
| FW9004 PANELS | |
| FW9004/1 | 1 loop DXc control panel (no zone LEDs) 230V AC, 2 sounder circuits (requires a 24/7 battery) |
| FW9004/2 | 2 loop DXc control panel (no zone LEDs) 230V AC, 2 sounder circuits (requires a 24/7 battery) |
| FW9004/4 | 4 Loop DXc control panel (no zone LEDs) 230V AC, 2 sounder circuits (requires a 24/12 battery) |
| FW9004/40Z | DXc 40 zone LED Card |
| FW9004/80Z | DXc 80 zone LED card |
| FW9004/NCC | DXc Network Card |
| FW9004/232 | DXc RS232 Card |
| FW9004/485 | DXc RS485 Card |
| FW9004/EBC | DXc blank cover for extension box |
| FW9004/EB | DXc extension backbox – to allow up 17Ah batteries for 1 loop panel |
| FW9004/KSP | DXc plate to allow up to 4 keyswitches |
| FW9004/KS | Keyswitch kit max 4 per panel |
| FW9004/BEZ/1 | Bezel kit for FW9004 1 loop |
| FW9004/BEZ/4 | Bezel kit for FW9004 2/4 loop |
| FW9004/BEZ/1/EXT | Bezel kit extension for FW9004 1 loop + ext |
| FW9004/BEZ/EXT/4 | Bezel kit extension for FW9004 2/4 loop + ext |
| FW9004/UL/DL | DXc USB upload/download lead |
| PANEL BATTERIES | |
| F/CH24/3 | 3.2Ah 24V battery |
| F/CH24/7 | 7Ah 24V battery |
| F/CH24/12 | 12Ah 24V battery |
| F/CH24/17 | 17Ah 24V battery |

ANALOGUE ADDRESSABLE DEVICES

Apollo XP95 protocol



Images show from left to right F/CHWB/BN/95/AP, F/CHIO/1/95 and F/CHSM/P/95

The XP95 range of analogue addressable fire detectors combines proven design with performance and has unique features that benefit the installer and end user

The range features smoke detectors (optical and ionisation), standard and high temperature heat detectors and a multisensor. Beam detectors, flame detectors, manual call points, audio visual signalling devices, interface units and isolators complete the range. XP95 has a 'central intelligence' system where all the decisions are made by the control panel.

FEATURES

- Alarm flag for fast alarm reporting
- Alarm address for fast location of alarm
- XPERT card addressing
- Electronics-free base
- Easy installation
- Elegant design
- Insect resistant

| PRODUCT CODE | DESCRIPTION |
|---------------------------------|--|
| CALL POINTS | |
| F/CHBG/IS/95 | Analogue addressable break glass – complete with isolator and flexible element |
| F/CHBG/WP/95/1 | XP95 weatherproof break glass |
| XP95 DETECTORS | |
| F/CHHM/95 | Temperature monitor less base |
| F/CHHM/HT/95 | High temperature H D less base |
| F/CHSM/A/95 | Ionisation smoke detector less base |
| F/CHSM/M/95 | Multi-sensor detector |
| F/CHSM/P/95 | Optical smoke monitor less base |
| F/BASE/95 | Mounting base – series XP95 |
| INTERFACES AND ISOLATORS | |
| F/CHIO/1/95 | Single channel input/output unit complete with isolator. Contacts rated 30V 1Amp |
| F/CHIO/1/95/240 | Single channel input/output unit 230V contacts 1A complete with surface mounting enclosure |
| F/CHIO/3/95 | Three channel input/output unit complete with isolator |
| F/CHIS/95 | XP95 isolator less base |
| F/CHIS/95/DB | Short circuit isolator with detector base |
| F/CHSN/95 | Sounder circuit controller complete with isolator |
| F/CHSW/95 | Switch monitor complete with isolator |
| F/CHZM/95 | Zone monitoring unit complete with isolator |
| SOUNDERS AND BEACONS | |
| F/CHBN/95 | XP95 loop powered beacon |
| F/CHBN/95/A | Beacon base |
| F/CHWB/95/AP | Open area XP95 sounder red IP65 complete with isolator |
| F/CHWB/BN/95/A | Loop powered base sounder beacon – incorporates detector base |
| F/CHWB/BN/95/AP | Open area XP95 sounder beacon red IP65 |
| F/CHWB/BN/95/IS | Loop powered base sounder beacon – complete with loop isolator and detector base |
| F/CHWB/IS/IN/95A | Loop powered intelligent base sounder – incorporates detector base |
| F/COVER/RD/1 | Red cover for CHWB/BN/95/A |
| F/COVER/WH/1 | White cover for CHWB/BN/95/A |



Hochiki - ESP protocol



Images show from left to right F/CH/CHQ-WSB/R, F/CH/ALG-E and F/CH/HCP-E

The ESP intelligent range from Hochiki incorporates a variety of high performance sensors, modules and ancillary devices to increase the ease of routine maintenance and commissioning. Enhanced System Protocol (ESP) applies Hochiki's high integrity communications link to all products in the range.

FEATURES

- Removable, high performance chamber
- Twin fire LEDs allow 360 viewing
- Locking mechanism (sensor to base)
- Variable sensitivity - Electronically addressed
- Approved by LPCB & Vds

| PRODUCT CODE | DESCRIPTION |
|---------------------------------------|--|
| PANELS | |
| F/FW1001/1/16/H | Networkable single loop 16 zone panel complete with Hochiki protocol |
| F/FW1001/1/32/H | Networkable single loop 32 zone panel complete with Hochiki protocol |
| DETECTORS | |
| F/CH/ALG-E | Photoelectric smoke sensor |
| F/CH/ACA-E | Multi-sensor - photoelectric and heat |
| F/CH/ACB-E | Analogue heat sensor |
| F/CH/ACB-EW | Weatherproof heat sensor |
| F/CH/YBN/R/3 | Sensor mounting base |
| F/CH/YBO-R/3 | Mounting base red |
| F/CH/YBO-R/3/WHT | Mounting base white |
| ISOLATORS | |
| F/CH/YBO-R/SCI/WHT | Short circuit isolator base white |
| F/CH/YBO-R/SCI/W/CHQ | Short circuit isolator base white for CHQ-WS2(WHT) |
| F/CH/YBO-R/SCI/R | Short circuit isolator base red |
| SOUNDERS & BEACONS | |
| F/CH/YBO-BS/WHT | Addressable base sounder white |
| F/CH/YBO-BSB/WHT | Addressable base sounder beacon white |
| F/CH/CHQ-WS2/R | Wall sounder red |
| F/CH/CHQ-WS2/WHT | Wall sounder white |
| F/CH/CHQ-WSB/R | Wall sounder beacon red |
| F/CH/CHQ-WSB/WHT | Wall sounder beacon white |
| F/CH/WS2-WPK | Weatherproof kit |
| F/CH/WS2-WPK/WHT | Weatherproof kit white |
| F/CH/CHQ-AB | Addressable beacon red lens |
| F/CH/CHQ-AB/WHT | Addressable beacon red lens white |
| F/CH/SI/CAP | Base sounder/isolator cover |
| F/CH/SI/CAP/WHT | Base sounder/isolator cover white |
| MODULES | |
| F/CH/CHQ-DIM/SCI | Dual input module with SCI |
| F/CH/CHQ-DRC/SCI | Dual relay controller with SCI |
| F/CH/CHQ-DSC/SCI | Dual sounder controller with SCI |
| F/CH/CHQ-DZM/SCI | Dual zone monitor with SCI |
| F/CH/CHQ-MRC/SCI | Mains relay controller with SCI |
| F/CH/CHQ-SZM/SCI | Single zone monitor with SCI |
| F/CH/CHQ-SIM | Single input module |
| F/CH/CHQ-POM | Powered output module |
| F/CH/CHQ-ADAPTER | Adapter for new CHQ modules |
| CALL POINTS | |
| F/CH/HCP-E | Addressable call point red |
| F/CH/HCP-E/SCI | Addressable call point with SCI red |
| F/CH/HCP-W | Weatherproof addressable call point red |
| F/CH/HCP-W/SCI | Weatherproof addressable call point with SCI red |
| F/CH/HCP/KEY | Call point key - HCP (10pcs) |
| F/CH/SR/MBOX | Surface mounting box red |
| F/CH/SCP/KEY | Reset STI call point keys with pips - 1 piece |
| ACCESSORIES | |
| F/CH/TCH-B100 | ASX programmer & PL-3 lead |
| TEST AND MAINTENANCE EQUIPMENT | |
| F/CH/RT-1 | Outer cover removal tool ALG/SLR |
| F/CH/RT-2 | Outer cover removal tool ALG-EN & SLR-E3N |
| F/CH/TE-LCT | Loop commissioning tool |
| F/CH/TE-TLE | True loop emulator |

ANALOGUE ADDRESSABLE DEVICES



Apollo Discovery



There are two types of analogue addressable system - those with 'distributed intelligence' and those with 'centralised intelligence'. Distributed intelligence detectors incorporate processors which can determine whether alarm levels of smoke or heat exist and can initiate action accordingly. Centralised intelligence detectors monitor the air around them for smoke or heat and transmit the data to the control panel on interrogation. The processor in the panel compares the values and determines whether a pre-alarm or alarm should be signalled.

FEATURES

- Rejection of transient signals
- Flashing LED option
- Five response modes for ease of optimisation to changing environments
- Drift compensation for constant sensitivity
- 360° visibility in alarm
- Compatible with XP95 systems

For further products within the Discovery range please contact our Sales Team on 0845 884 7000

| PRODUCT CODE | DESCRIPTION |
|----------------|--|
| F/CHBG/IS/DISC | Discovery surface break glass complete with isolator |
| F/CHHM/DISC | Discovery heat monitor less base |
| F/CHSM/A/DISC | Discovery ionisation detector less base |
| F/CHSM/M/DISC | Discovery smoke/heat detector less base |
| F/CHSM/P/DISC | Discovery optical detector less base |

BEAM SMOKE SPECIALIST DEVICES

Beam Smoke Range



Beam detectors offer a cost effective solution for protecting large open spaces. One single unit installed on a wall can detect smoke over an area up to 1500m² (BS5839), which is beyond that of traditional point detectors.

Beams are therefore ideal for protecting areas such as:-

- Warehouses
- Theatres
- Sport centers

| PRODUCT CODE | DESCRIPTION |
|------------------------------------|--|
| SELF ADJUSTING BEAMS | |
| F/CHBM/SA | Self adjusting beam detector 5-40m range |
| F/CHBM/80/KIT | 40-80m range kit for CHBM/SA |
| F/CHBM/100/KIT | 80-100m range kit for CHBM/SA |
| CONVENTIONAL BEAM DETECTION | |
| F/CHBM/R/50 | Reflective infra red beam detector 50m |
| F/CHBM/R/100 | Reflective infra red beam detector 100m |
| ADDRESSABLE BEAM DETECTION | |
| F/CHBM/R/50/95 | XP95 reflective beam detector 50m |
| F/CHBM/R/100/95 | XP95 reflective beam detector 100m |
| F/CH/MBD | Mini beam detector |

ANALOGUE ADDRESSABLE WIRELESS DEVICES

Apollo Xpander



XPander is a range of wireless products in which individual detectors, call points, alarm devices and interfaces communicate through a Loop Interface with an Apollo addressable systems, using radio signals.

Every XPander device is assigned an address and this address is recognised by the control panel in the same way as is the address of any device connected directly to the loop wiring.

FEATURES

- Easy to install
- XPERT card addressing
- Self-monitoring
- Proven technology
- No special control panel needed
- 868MHz radio channels
- Up to 32 devices per interface
- Up to 5 interfaces per loop
- All detectors within the XPander range are sold with mounting bases.

| PRODUCT CODE | DESCRIPTION |
|-------------------------------|---|
| COMBINED SOUNDERS | |
| F/CHSM/P/WB/XPAND | XPander Combined Sounder and Optical Smoke Detector |
| F/CHHM/WB/XPAND | XPander Combined Sounder and Heat Detector (Class A1R) |
| F/CHHM/HT/WB/XPAND | XPander Combined Sounder and Heat Detector (Class CS) |
| F/CHSM/M/WB/XPAND | XPander Combined Sounder and Multisensor Detector |
| F/CHSM/P/WB/BN/XPAND | XPander Combined Sounder-Beacon (Red) and Optical Detector |
| F/CHHM/WB/BN/XPAND | XPander Combined Sounder-Beacon (Red) and Heat Detector (Class A1R) |
| F/CHHM/HT/WB/BN/XPAND | XPander Combined Sounder-Beacon (Red) and Heat Detector (Class CS) |
| F/CHSM/M/WB/BN/XPAND | XPander Combined Sounder-Beacon (Red) and Multisensor Detector |
| F/CHSM/M/WB/BN/XPAND | XPander Combined Sounder-Beacon (Red) and Multisensor Detector |
| F/CHSM/P/WB/BNC/XPAND | XPander Combined Sounder-Beacon (Clear) and Optical Smoke Detector |
| F/CHHM/WB/BNC/XPAND | XPander Combined Sounder-Beacon (Clear) and Heat Detector (Class A1R) |
| F/CHHM/HT/WB/BNC/XPAND | XPander Combined Sounder-Beacon (Clear) and Heat Detector (Class CS) |
| DETECTORS | |
| F/CHSM/P/XPAND | Xpander wireless optical smoke detector |
| F/CHHM/XPAND | Xpander wireless (60 degrees celsius) heat detector |
| F/CHSM/M/XPAND | Xpander wireless multisense detector |
| CALL POINT | |
| F/CHBG/XPAND | Xpander wireless break glass unit |
| SOUNDERS AND BEACONS | |
| F/CHWB/XPAND | Xpander wireless sounder 100db - red |
| F/CHWB/BN/XPAND | Xpander wireless sounder beacon - 100db |
| INTERFACES AND AERIALS | |
| F/CHIF/XPAND | Xpander interface module (loop powered) with isolator |
| F/CH/XPAND/AERIAL | Xpander wireless standard aerial |
| ACCESSORIES | |
| F/CH/XPAND/SVU | Xpander survey unit |
| S/XPERT TAG | Xpander blank xpert card red |
| S/XPERT TAG/WH | Xpander blank xpert card white |

WIRELESS SYSTEMS

Radi-Fire



For both business and leisure, radio technology is now commonplace. Such are the advances made in wireless technologies in recent years that most people use wireless devices without a second thought. Using a new secure wireless system Radi-Fire provides a complete fire detection system without the need for a cabled connection between the field devices and control panel.

Based on well proven components the sensors, sounders, beacons and call points give Radi-Fire a highly reliable foundation into which the wireless technology has been integrated to provide a fully featured analogue addressable fire detection and alarm system powered by low cost AA batteries.

The development of Radi-Fire has tracked the progress of the European standard EN54-25: "Fire detection and fire alarm systems. Components using radio links", and has therefore been designed to conform fully with all aspects of this document.

CONTROL PANEL

Fully featured analogue addressable fire control panel with bi-directional communication to all devices and designed to comply with all current applicable European standards

- 250 radio devices per panel
- 16 indicated detection zones
- Large LCD for clear indication of status and programming.

WIRELESS AV UNIT

Radi-Fire Sounder / Beacons are based on the Symphoni AV to provide a combined audible and visual alarm to suit applications affected by the Equality Act (incorporating the Disability Discrimination Act).

- 100dB(A) sounder
- Integrated highly efficient LED beacon
- Tamper alarm.
- 3 volume settings

WIRELESS DETECTOR / DETECTOR AV UNIT

Radi-Fire detectors are based on multi-sensor technologies using combinations of optical smoke detection and both fixed temperature and rate of rise heat detection. These elements can be selected to provide optimum detection of all types of fire and operating conditions.

- Multi-sensor technology combining optical smoke detection and configurable heat detection (fixed, R-O-R and high temperature)
- Tamper alarm
- First fix base
- Concealed antennas

WIRELESS UNIVERSAL CALL POINT

Radi-Fire Manual Call Points share all the features of the Universal CX on which they are based, in addition a tamper switch is provided so that an alarm is transmitted to the Radi-Fire Control Panel if the call point is dismantled or removed. The unit is available for internal or external use.

- Reassurance led
- Glass or plastic resettable element (both provided)
- Tamper alarm
- Concealed antennas
- Versions for interior or exterior use



| PRODUCT CODE | DESCRIPTION |
|-----------------------------|---|
| CONTROL PANELS | |
| F/CHRFA/16Z | 16 zone wireless fire alarm control panel includes 24v 4Ah battery and antennas |
| F/CHRFA/16Z/NC | Network card for 16 zone wireless fire alarm control panel |
| DEVICES | |
| F/CHRFA/BG | Break glass unit |
| F/CHRFA/SHD | Multi criteria detector complete with base |
| F/CHRFA/SHD/WB/BN | Multi criteria detector/sounder/beacon complete with base |
| SOUNDERS AND BEACONS | |
| F/CHRFA/WB/BN | Open area warbler/beacon |
| INTERFACE UNITS | |
| F/CHRFA/IO | Wireless fire alarm input/output module |
| BOOSTERS | |
| F/CHRFA/SB | Wireless fire alarm signal booster includes 12V 4Ah battery |
| ACCESSORIES | |
| F/CHRFA/CABLE | USB interface cable |
| F/CHRFA/SK | Survey kit |

Zerio Plus



FEATURES

- 240 devices
- Up to 15 signal boosters
- Option to wire boosters
- 72 hour standby
- Sophisticated cause and effects
- Multiple control panels
- EN54 Part 25 compliant
- Fully addressable
- Intuitive menu structure
- 4 access levels
- Pre-alarm warning
- Head contaminated warning
- HMO operation
- Sophisticated test modes
- Simple set-up
- Long sensor battery life

With 240 devices across a maximum of 100 zones, the Zerio Plus system offers the perfect solution for small domestic buildings up to large commercial premises. The panel, although simple to use, offers sophisticated features more commonly seen in larger hard wired equivalents.

Setting the system up could not be simpler. Each device is programmed onto the system using a clearly laid out user-friendly menu structure. There is no need to connect the device with a programming lead, as the configuration is achieved by radio.

Location descriptions can be added by using a PC or simply programmed using a standard PC keyboard plugged into the panel or, for a single device, the in-built keypad.

With analogue detector functionality and complex multi-path fault tolerant signalling, the system minimizes false alarms whilst providing maximum protection for the occupants of a building. In order to increase the radio range of the system, either wired or radio booster panels can be installed at appropriate positions. During the automatic set-up the system will configure this equipment to ensure the most effective operation is achieved. The system complies in full with EN54 Part 25.

| PRODUCT CODE | DESCRIPTION |
|-----------------------------|---|
| PANELS | |
| F/EDA-Z5008 | 8 zone Zerio Plus control panel (requires 12/7 battery) |
| F/EDA-Z5020 | 20 zone Zerio Plus control panel (requires 12/7 battery) |
| N/CH12/7 | 12V 7AH battery |
| DEVICES | |
| F/EDA-D5000 | Zerio Plus heat detector (requires 1 X Q690 battery) |
| F/EDA-D6000 | Zerio Plus heat detector complete with sounder (requires 2 X Q670 batteries) |
| F/EDA-D6030 | Zerio Plus heat detector complete with sounder beacon (requires 2 X Q670 batteries) |
| F/EDA-R5000 | Zerio Plus optical smoke detector (requires 1 X Q690 battery) |
| F/EDA-R6000 | Zerio Plus optical smoke detector complete with sounder (requires 2 X Q670 batteries) |
| F/EDA-R6030 | Zerio Plus optical smoke detector complete with sounder beacon (requires 1 X Q690 battery) |
| F/EDA-T5100 | Zerio Plus radio silence alarm button (zonal hush button) (requires 1 X Q690 battery) |
| CALL POINT | |
| F/EDA-C5000 | Zerio Plus call point (requires 1 X Q690 battery) |
| SOUNDERS AND BEACONS | |
| F/EDA-A6000 | Zerio Plus radio sounder (requires 3 X Q690 batteries) |
| F/EDA-A6030 | Zerio Plus radio sounder (requires 3 X Q690 batteries) |
| F/EDA-A6060 | Zerio Plus radio beacon (requires 3 X Q690 batteries) |
| INTERFACE UNITS | |
| F/EDA-T6080 | Zerio Plus radio clean contact input / output unit (requires 1 X Q690 battery) |
| F/EDA-T5000 | Zerio Plus radio transmitter unit (for linking to remote devices) (requires 1 X Q690 battery) |
| BOOSTERS AND AERIALS | |
| F/EDA-Z6000 | Zerio Plus booster panel (requires 240v supply) |
| F/EDA-Z6010 | Zerio Plus hard wired booster panel |
| F/EDA-Z6020 | Zerio Plus multiplexer (1 to 4 way) |
| F/EDA-Z6030 | Zerio Plus wired remote display (can be used from main or booster panel) |
| F/EDA-Y5000 | High gain antenna for use with Zerio plus |
| ACCESSORIES | |
| F/EDA-Z5000 | Zerio Plus survey kit |
| S/BATT/EDA-Q670 | Spare battery |
| S/BATT/EDA-Q690 | Spare battery |

ASPIRATING EQUIPMENT

Vesda



For more information about the Vesda range of aspirating equipment, please visit our website or contact a member of our sales team on 0845 884 7000

| PRODUCT CODE | DESCRIPTION |
|--------------------|---|
| PANELS | |
| F/CH/VLC-400 | Vesda panel complete with Apollo XP95 protocol |
| F/CH/VLC-500RO | Vesda laser compact (relay only) 1 x 80m pipe run or 2 x 50m ('T' arrangement) |
| F/CH/VLF-250 | Vesda laser focus detector max 50m pipe or 2 x 30m ('T' layout) 12 holes + PSU needed |
| F/CH/VLF-500 | Vesda laser focus detector max 50m or 2 x 30 ('T' layout) pipe 30 holes + PSU needed |
| F/CH/VLP-002 | Vesda laser plus with standard display |
| F/CH/VLP-012 | Vesda laser plus with display and programmer |
| F/CH/VLS-204 | Vesda laser scanner 7 relay version with display |
| F/CH/VPS-215 | 1.5A PSU – Vesda – requires CH24/7 battery |
| F/CH/VPS-220 | 2A PSU – Vesda – max size batteries CH24/12 |
| F/CH24/12 | 12Ah 24V battery |
| F/CH24/7 | 7Ah 24V battery |
| PIPING | |
| F/CH/PIP-001/1M | 1 x 3m length of pipe |
| F/CH/PIP-001/20 | 20 x 3m length of pipe |
| ACCESSORIES | |
| F/CH/PIP-002 | 25mm jointing socket x 10 pack |
| F/CH/PIP-003 | 25mm socket union-screw tight-unit price (comes in pack x 10) |
| F/CH/PIP-005 | 90 degree bend x 10 pack |
| F/CH/PIP-006 | 45 degree bend 25mm x 10 pack |
| F/CH/PIP-007 | End cap 25mm x 10 pack |
| F/CH/PIP-008 | T piece 25mm x 10 pack |
| F/CH/PIP-009 | Pipe clip x 20 pack |
| F/CH/PIP-012 | Solvent cement |
| F/CH/PIP-014 | Pipe cutters |
| F/CH/PIP-015 | Flush sample point – head only |
| F/CH/PIP-016 | Trunk adaptor |
| F/CH/PIP-059-001 | Flush sample point assembly |
| F/CH/PIP-059-007 | Conical sampling point |
| F/CH/PIP-221-035 | 10mm capillary pipe x 30m |
| F/CH/PIP-222-059 | Discrete end cap |
| F/CH/VSP-005 | Filter for all Vesda detectors |

SYSTEM DESIGN, COMMISSIONING & MAINTENANCE

Channel offers a complimentary design service (terms and conditions apply) and will supply the products (via yourself) and commission the system, taking the onerous responsibility away from the contractor/engineer.

Offering you the benefit of over 35 years' industry experience; let us absorb the onerous responsibility of designing your safety systems. Subject to size and scope of your project this can be offered as complimentary. For more information speak to our Technical Services Division on 0845 884 7000 extension 3.



FIRE ACCESSORIES



Alarmline cable (linear heat detection)



Channel Safety Systems are pleased to introduce a range of heat detection cable which may be used in areas unsuitable for stand alone heat detectors. The alarmline cable is designed to detect at fixed temperature along its entire length. Upon operation, the cable gives a short circuit signal which can be linked very simply to your existing fire alarm system. Fully monitored by use of an end of line resistor, Alarmline cable offers detection in areas previously unprotected.

FEATURES

- Environmental -65°C to +200°C
- 5 detection temperature ranges from 61°C to 238°C
- Simple interface to any BS5839 system, FM approved
- Fully monitored

For more information about the Alarmline linear heat detection range, please contact a member of our sales team on 0845 884 7000

| PRODUCT CODE | DESCRIPTION |
|----------------------|--|
| DIGITAL CABLE | |
| F/AL/H8040N | 63°-70°C Alarmline cable (67°C nominal) |
| F/AL/H8045N | 79°-95°C Alarmline cable (87°C nominal) |
| F/AL/H8028 | 101°-108°C Alarmline cable (105°C nominal) |
| F/AL/H8069 | 177°-189°C Alarmline cable (183°C nominal) |
| F/AL/H9650 | 229°-251°C Alarmline cable (240°C nominal) |
| ACCESSORIES | |
| F/AL/P CLIP | Pipe clip for use with Alarmline cable |
| F/AL/T CLIP | T clip for use with Alarmline cable |

Please note that all cables are supplied in 100m increments

Break glass units



Images show from left to right F/CHBG/WP/1, F/CH/PC, F/CH/EDR/FLEX, F/CH/ER, F/CH/FVE & F/CHBGC/F



Image above shows F/CHBG/S
Image below shows F/KEY BOX

| PRODUCT CODE | DESCRIPTION |
|----------------------------------|---|
| SPECIAL FUNCTION SWITCHES | |
| F/CHBG/S | Break glass - surface |
| F/CHBG/WP/1 | Weatherproof break glass |
| F/CH/PC | Surface break glass – blue no resistor |
| F/CH/EDR/FLEX | Surface break glass – green no resistor |
| F/CH/ER | Surface break glass – yellow no resistor 'extinguishant release' |
| F/CH/FVE | Surface vent extract unit – yellow no resistor – 3 pos key switch |
| CALL POINT COVERS | |
| F/CHBGC/F | Flush break glass cover |
| F/CHBGC/S | Surface break glass cover |
| F/CHBGC/F/S | Flush break glass cover with sounder |
| F/CHBGC/S/S | Surface break glass cover with sounder |
| S/BG/COVER | Break glass unit cover |
| ACCESSORIES | |
| F/KEY BOX | Break glass key box |
| F/CHSG | 10 pack spare glasses |



Power Supply Units



Images from top to bottom show; PSU closed - PSU 12V & PSU 24V

We supply a high efficiency, cost effective range of Switch Mode power supplies featuring Mains and Battery Monitoring. The modular construction provides for easy maintenance and upgrade capability. Boxed power supplies are formed from 1.2mm powder coated steel and finished in white. Encapsulated units are class II double insulated.

12 VOLT

- Output (mains on) - 13.6V dc nominal
- Load Output - 1,2,3 & 5 Amp
- Mains supply 90 – 264V a.c. @50-60Hz
- Environment - -10C to 40C @ 95%RH

24 VOLT

- Output (mains on) - 27.6V dc nominal
- Load Output - 1,2,3 & 5 Amp
- Mains supply - 90 - 264V a.c. @50-60Hz
- Environment - -10C to 40C @ 95%RH

| PRODUCT CODE | DESCRIPTION |
|------------------|---|
| F/PSU/12/1/BM | 12V 1A power supply unit – battery monitored – requires battery |
| F/PSU/12/2/BM | 12V 2A power supply unit – battery monitored – requires battery |
| F/PSU/12/3/BM | 12V 3A power supply unit – battery monitored – requires battery |
| F/PSU/12/5/BM | 12V 5A power supply unit – battery monitored – requires battery |
| F/PSU/24/1/BM | 24V 1A power supply unit – battery monitored – requires battery |
| F/PSU/24/2/BM | 24V 2A power supply unit – battery monitored – requires battery |
| F/PSU/24/3/BM | 24V 3A power supply unit – battery monitored – requires battery |
| F/PSU/24/5/BM | 24V 5A power supply unit – battery monitored – requires battery |
| F/PSU24/3/BMEN54 | 24V 3A power supply unit – battery monitored – requires battery |
| N/CH12/2.1 | 2.3AH 12V battery |
| N/CH12/3 | 2.8AH 12V battery |
| N/CH12/7 | 7AH 12V battery |
| F/CH24/2.1 | 2.3AH 24V battery |
| F/CH24/3 | 2.8AH 24V battery |

Remote indicators & Interface relays



The remote indicator units are designed for fire detection systems requiring local indication of an individual or group of fire detectors in alarm utilising and LED with a wide area of illumination and high on/off contrast. Using a single gang purpose designed moulding, the range operates with many types of conventional and analogue addressable fire detectors, frequently eliminating the requirements to stock two types of indicator.

- Used to show operation of hidden smoke detectors
- Supply voltage range – 5-28Vdc
- IP Rating - F/CHRI/60 - IP 42 & F/CHRI/C – IP66
- Current – 24mA
- Weight - F/CHRI/60 – 38g & F/CHRI/C – 117g

| PRODUCT CODE | DESCRIPTION |
|--------------------------|---------------------------|
| REMOTE INDICATORS | |
| F/CHRI/60 | Remote indicator |
| F/CHRI/C | Circular remote indicator |
| INTERFACE RELAYS | |
| F/CH/HDR/5 | Heavy duty 5A relay |
| S/E15/A | 24V 5A Relay |

Fire alarm switched fused spur



This product provides a secure method for safely isolating the mains voltage supply to fire systems in accordance with BS 5839: Part 1 (2002).

- Both the Live and Neutral supply is switched
- Integral fuse, which cannot be removed without taking the cover off
- The supply can only be isolated by means of a keylock switch
- The key is removable in both ON/OFF positions
- A Green LED is used to indicate mains present at the switched output
- When in the OFF position the FUSE is disconnected from the supply

| PRODUCT CODE | DESCRIPTION |
|--------------|--|
| F/CHFA/SFS | Key operated double pole switched fused spur |

Door closer



Image above shows F/CHDC

The Briton 996 Electromagnetic Door Closer has an integrated electromagnetic hold open; when connected to the building fire alarm or detection system each unit can be set to either hold-open or swing-free operation. In either case the power of the closer can be temporarily disabled to allow free passage. When de-activated the electromagnet disengages and the door closer closes the door in the normal manner to maintain fire safety.

- Max door weight 60kg - Max door width 950mm
- Site selectable
- Fully certified to EN1155 & EN1634
- CE Marked & Certifire Approved

| PRODUCT CODE | DESCRIPTION |
|--------------------|------------------------|
| DOOR CLOSER | |
| F/CHDC | Briton 996 door closer |

Door releases - wired & wireless



Option Available



Image above shows F/CHDR/24

With a flame retardant, low profile ABS plastic body, Installation is made simple, with knockouts provided for entry of surface mount conduit, there is ample room to connect external wiring to the 4.0mm terminals. Each door retainer is fitted with a spring loaded release pin mounted centrally within the electro-magnet. On power off, the release pin then ensures that the fire door is pushed away from the electro-magnet. Additional accessory products are available, including floor brackets, chains and additional keeper plates

- Flame retardant, low profile ABS plastic body
- All door retainers are designed to comply to the latest requirements of EN 61000-3-2, EN 50081-1, EN 60950 and EN 1155.

| PRODUCT CODE | DESCRIPTION |
|--------------|---|
| F/CHDR/24 | 24V magnetic door release |
| F/CHDR/240 | 240V magnetic door release |
| F/CHDR/BK | Door release mounting bracket |
| F/CHDR/CHAIN | 1m chain for magnetic door release plates |



Image above shows F/CHDR/AUDIO

Acoustic Wireless Door Holder

- Digital, acoustically triggered, battery powered, wireless magnetic door holder
- CE marked under the CPD - Holding force 200N
- Mounts behind door avoiding accidental damage - no wiring required
- Power - 2x Alkaline C Cells (12 months life)
- Battery life indication and low battery warning
- Default release volume - 70dB
- Can be set to automatically release daily at set times

| PRODUCT CODE | DESCRIPTION |
|--------------|---|
| F/CHDR/AUDIO | Acoustic wireless door holder triggered by fire alarm sounder |

Power supply units for Door closers/releases



Image above shows F/CHDR/PSU/2

The power supply units available have been specifically designed for fire and access control applications that require remote control of the power supply output.

- 27V DC nominal output
- Remote control of output
- Choice of switching options

Opening of a normally closed volt-free contact / Closing of a normally open volt-free contact / Application of an external 24V DC supply such as a sounder circuit

- LED Indication
- Mains Status
- Output Fuse Failure
- Mains Transient Protection
- Fail safe operation

| PRODUCT CODE | DESCRIPTION |
|--------------------------|-------------------------|
| POWER SUPPLY UNIT | |
| F/CHDR/PSU/2 | PSU 24V 2A in enclosure |
| F/CHDR/PSU/4 | PSU 24V 4A |



Fire extinguishers and fire blankets



Fire extinguishers are BAFE approved, BS Kitemarked and CE marked. Range of Water, Foam and powder extinguishers available.

Fire blankets are used to extinguish fires in the kitchen (cooking oil, fat pans, waste bins etc) and clothing fires. Covering with a fire blanket cuts the supply of oxygen to the contents of a pan or a person's clothing. Our fire blankets carry the British Standard Kitemark and have been tested and certified to the stringent requirements of BSEN 1869:1997.



| PRODUCT CODE | DESCRIPTION |
|---------------------------|--|
| FIRE EXTINGUISHERS | |
| F/EXT/2KG/DP | 2KG ABC dry powder extinguisher |
| F/EXT/6KG/DP | 6KG ABC dry powder extinguisher |
| F/EXT/9KG/DP | 9KG ABC dry powder extinguisher |
| F/EXT/6LT/F | 6LT Foam extinguisher |
| F/EXT/9LT/F | 9LT Foam extinguisher |
| F/EXT/9LT/W | 9LT Water extinguisher |
| F/EXT/2KG/CO2 | 2KG CO2 extinguisher |
| F/EXT/6LT/F/SF | Service free 6LT foam extinguisher |
| F/EXT/6KG/DP/SF | Service free 6KG dry powder extinguisher |
| FIRE BLANKETS | |
| F/CHFB/RD1/EN | 1.0 X 1.0 Fire blanket red |
| F/CHFB/RD3/EN | 1.2 X 1.2 Fire blanket red |
| F/CHFB/RD4/EN | 1.8 X 1.2 Fire blanket red |
| F/CHFB/RD5/EN | 1.8 X 1.75 Fire blanket red |



Fire alarm batteries

POWER PS SONIC



- High quality leading brands
- Superb recovery from deep discharge
- Electrolyte suspension system
- Gas recombination
- Multipurpose: float or cyclic use
- Usable in any orientation
- Superior energy density
- Lead calcium grids for extended life

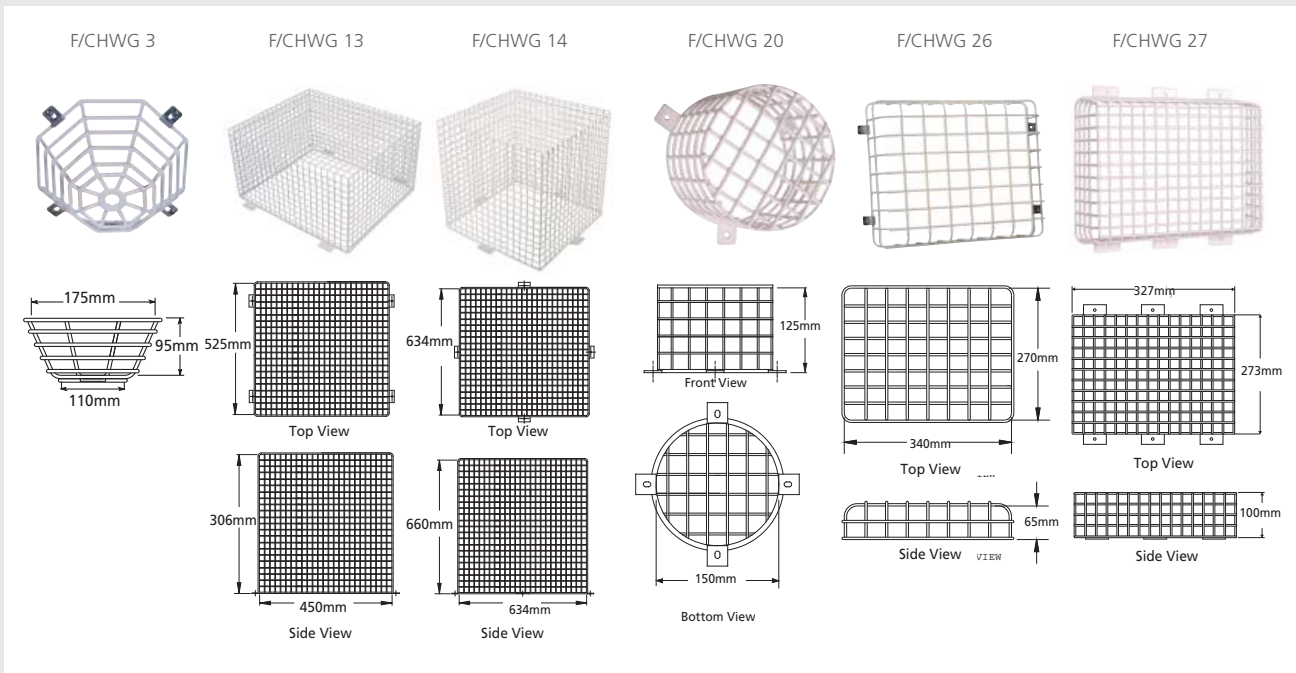


| PRODUCT CODE | DESCRIPTION |
|--------------|---|
| N/CH12/2 | 12 Volt 1.2Ah sealed lead acid battery (1 block) |
| N/CH12/2.1 | 12 Volt 2.3Ah sealed lead acid battery (1 block) |
| N/CH12/3 | 12 Volt 3.3Ah sealed lead acid battery (1 block) |
| N/CH12/7 | 12 Volt 7Ah sealed lead acid battery (1 block) |
| F/CH12/12 | 12 Volt 12Ah sealed lead acid battery (1 block) |
| F/CH12/17 | 12 Volt 1.7Ah sealed lead acid battery (1 block) |
| F/CH12/24 | 12 Volt 24Ah sealed lead acid battery (1 block) |
| F/CH12/38 | 12 Volt 38Ah sealed lead acid battery (1 block) |
| F/CH24/2 | 24 Volt 1.2Ah sealed lead acid battery (2 blocks) |
| F/CH24/2.1 | 24 Volt 2.3Ah sealed lead acid battery (2 blocks) |
| F/CH24/3 | 24 Volt 3.3Ah sealed lead acid battery (2 blocks) |
| F/CH24/7 | 24 Volt 7Ah sealed lead acid battery (2 blocks) |
| F/CH24/12 | 24 Volt 12Ah sealed lead acid battery (2 blocks) |
| F/CH24/17 | 24 Volt 1.7Ah sealed lead acid battery (2 blocks) |
| F/CH24/24 | 24 Volt 24Ah sealed lead acid battery (2 blocks) |
| F/CH24/38 | 24 Volt 38Ah sealed lead acid battery (2 blocks) |



Protective cages

Suitable for a wide range of applications, our protective cages offer a high degree of protection against vandalism and accidental damage. Cages are suitable for Smoke detectors, Sounders, Emergency Lighting, PIR detectors, Clocks, Smoke beam detectors and CCTV.



| PRODUCT CODE | DESCRIPTION |
|---|---------------------------------|
| SMOKE & HEAT DETECTORS CAGE SIZES | |
| F/CHWG/1 | D70mm x DIA 210mm |
| F/CHWG/2 | D75mm x DIA 175mm |
| F/CHWG/3 | D95mm x DIA 175mm |
| F/CHWG/4 | D124mm x DIA 215mm |
| F/CHWG/33 | D115mm x DIA 180mm |
| PIR DETECTORS CAGE SIZES | |
| F/CHWG/5 | H117mm x W136mm x D76mm Corner |
| F/CHWG/6 | H196mm x W136mm x D142mm Corner |
| F/CHWG/7 | H156mm x W102mm x D57mm |
| F/CHWG/8 | H171mm x W146mm x D108mm |
| F/CHWG/10 | H196mm x W145mm x D152mm |
| F/CHWG/11 | H225mm x W140mm x D120mm |
| CCTV & SMOKE BEAM DETECTORS CAGE SIZES | |
| F/CHWG/12 | H244mm x W195mm x D325mm |
| F/CHWG/13 | H525mm x W450mm x D306mm |
| F/CHWG/14 | H634mm x W660mm x D634mm |
| FIRE BELL & CLOCK CAGE SIZES | |
| F/CHWG/15 | D152mm x DIA 270mm |
| F/CHWG/16 | D152mm x DIA 420mm |
| SOUNDER & BEACON CAGE SIZES | |
| F/CHWG/18 | D172mm x DIA 200mm |
| F/CHWG/20 | D125mm x DIA 150mm |
| EMERGENCY LIGHTING & CCTV CAGE SIZES | |
| F/CHWG/23 | H220mm x W450mm x D128mm |
| F/CHWG/25 | H634mm x W634mm x D660mm |
| F/CHWG/26 | H270mm x W340mm x D65mm |
| F/CHWG/27 | H327mm x W273mm x D100mm |
| F/CHWG/28 | H350mm x W550mm x D150mm |
| F/CHWG/29 | H160mm x W460mm x D150mm |
| F/CHWG/30 | H246mm x W575mm x D256mm |
| F/CHWG/31 | H275mm x W778mm x D180mm |

MAINTENANCE TEST EQUIPMENT

Solo



The Solo maintenance and testing range includes:

- Heat detector testers
- CO detector testers
- Smoke dispensers
- High reach telescopic poles
- Detector removal tools

| PRODUCT CODE | DESCRIPTION |
|-----------------|---|
| F/CH/SOLO/100 | Telescopic pole – 6m |
| F/CH/SOLO/101 | Extension pole – 1.13m |
| F/CH/SOLO/108 | Telescopic pole (4m reach) |
| F/CH/SOLO/200 | Removal tool |
| F/CH/SOLO/330 | Smoke dispenser |
| F/CH/SOLO/423 | Mains heat tester (110V) |
| F/CH/SOLO/424 | No climb mains heat tester (220V) |
| F/CH/SOLO/460 | Cordless heat tester |
| F/CH/SOLO/461 | Cordless heat tester set |
| F/CH/SOLO/610 | Carrybag (including pole bag) |
| F/CH/SOLO/725 | Battery charger |
| F/CH/SOLO/760 | Battery baton |
| F/CH/SOLO/808 | Smoke detector test starter pack |
| F/CH/SOLO/809 | Smoke detector test starter pack |
| F/CH/SOLO/810 | Starter kit for testing smoke detectors |
| F/CH/SOLO/811 | Smoke kit 6m for testing and removing |
| F/CH/SOLO/814 | Smoke/mains heat kit 6m for testing |
| F/CH/SOLO/822 | Smoke/cordless heat kit 6m for testing |
| F/CH/SOLO/823 | Smoke/cordless heat kit 9m for testing |
| F/CH/SOLO/CO | Solo CO fire detector tester aerosol |
| F/CH/SOLOA3-001 | Solo test smoke aerosol 250ml |
| F/CH/SOLOA7-001 | Solo air duster aerosol 250ml |

CHANNEL

SAFETY SYSTEMS

Rapidfire™

WIRELESS, BATTERY OPERATED, MULTIWAY FIRE DETECTOR RANGE

A cost effective solution which can be interfaced with your existing system



features

- Cost effective in installation time & materials
- Completely wireless system
- Up to 100m connection range
- High Power LED strobe
- Integral 90db alarm within 2m

flexible

This completely wireless system can support up to 10 devices with a battery life of up to 10 years. Rapidfire can also be connected to your existing fire alarm system via an interface module


professional

The new, wireless Rapidfire system from Channel Safety Systems has been designed for a number of uses but is particularly suitable for temporary buildings and site protection.

Assistance products

TOILET ALARM KITS

HARK™



- Can be simply linked to other systems
- Simple to expand
- Twin pull cord rings supplied
- Disabled Persons sticker supplied
- Choice of white and high quality stainless steel versions available

Simple to install, the HARK disabled toilet alarm meets the BS Standard requirement for all disabled toilets to be fitted with an emergency toilet alarm. Our system provides a simple to install, compliant, reliable and easy to use solution at an affordable price.

FEATURES

- Sounder within the reset unit to give audible reassurance that assistance is on the way.
- Kits supplied with Twin pull cord rings, Braille text on the reset unit as well as a Disabled Persons sticker.
- Only 3 points to install and can be simply linked and expanded to other systems.
- Multi-way remote indicator units available.
- Assists in compliance with the DDA, BS8300 & other care standards. Suitable for commercial and public buildings as well as specialist areas such as nursing and retirement homes.

| PRODUCT CODE | DESCRIPTION |
|--|---|
| N/HARK/1 | Complete kit with pull cord, reset, PSU/Indicator |
| N/HARK+ | Stainless steel option complete with battery back up (battery included) |
| ANCILLARIES | |
| N/HARK/1/PB | HARK 1 push button |
| N/HARK/1/PC | HARK 1 pull cord |
| N/HARK/1/PSU | HARK 1 power supply unit |
| N/HARK/1/RS | HARK 1 reset unit |
| N/HARK/PC/SS | HARK pull cord stainless steel |
| N/HARK/PSU/SS | HARK power supply unit stainless steel |
| N/HARK/RS/SS | HARK reset unit stainless steel |
| INDICATOR PANELS AND ACCESSORIES (special engraving available P.O.A) | |
| N/HARK/RI/1 | HARK 1-way indicator unit white plastic |
| N/HARK/RI/1/SS | HARK 1-way indicator unit stainless steel |
| N/HARK/RI/2 | HARK 2-way indicator unit white plastic |
| N/HARK/RI/2/SS | HARK 2-way indicator unit stainless steel |
| N/HARK/RI/3 | HARK 3-way indicator unit white plastic |
| N/HARK/RI/3/SS | HARK 3-way indicator unit stainless steel |
| N/HARK/RI/4 | HARK 4-way indicator unit white plastic |
| N/HARK/RI/4/SS | HARK 4-way indicator unit stainless steel |
| N/HARK/RI/5 | HARK 5-way indicator unit white plastic |
| N/HARK/RI/5/SS | HARK 5-way indicator unit stainless steel |
| N/HARK/RI/6 | HARK 6-way indicator unit white plastic |
| N/HARK/RI/6/SS | HARK 6-way indicator unit stainless steel |
| N/HARK/RI/7 | HARK 7-way indicator unit white plastic |
| N/HARK/RI/7/SS | HARK 7-way indicator unit stainless steel |
| N/HARK/RI/8 | HARK 8-way indicator unit white plastic |
| N/HARK/RI/8/SS | HARK 8-way indicator unit stainless steel |
| N/HARK/RI/9 | HARK 9-way indicator unit white plastic |
| N/HARK/RI/9/SS | HARK 9-way indicator unit stainless steel |

REFUGE ALARMS



Channel refuge alarm

The new "Orbital" Range

One of the recommendations of the Disability Discrimination Act (DDA) is to provide for the safe evacuation of disabled persons under emergency conditions.

- Fully compliant with BS5839 Part 9
- CE 2012 certified
- Loop wired systems available



Image above shows new range
R/CH/ORB/RS2/S



Image above shows the new range
Outstation - R/CH/RCO/H/GB



Image above shows the old range
4 way control panel
R/CH/CDC/RS4/S



Image above shows the old range
Outstation - R/CH/RCO/H/SS

| PRODUCT CODE | DESCRIPTION |
|-----------------------------------|--|
| 2-WAY | |
| R/CH/ORB/RS2/F * | 2way Flush Refuge Panel C/W 1qty Flush O/Station (Specify S/Steel or Green finish) |
| R/CH/ORB/RS2/S * | 2way Surface Refuge Panel C/W 1qty Surface O/Station (Specify S/Steel or Green finish) |
| 4-WAY | |
| R/CH/ORB/RS4/F * | 4way Flush Refuge Panel, Stainless Steel – O/stations purchased separately |
| R/CH/ORB/RS4/S * | 4way Surface Refuge Panel, Stainless Steel – O/stations purchased separately |
| 8-WAY | |
| R/CH/ORB/RS8/F * | 8way Flush Refuge Panel, Stainless Steel – O/stations purchased separately |
| R/CH/ORB/RS8/S * | 8way Surface Refuge Panel, Stainless Steel – O/stations purchased separately |
| 16-WAY | |
| R/CH/ORB/RS16/F * | 16way Flush Refuge Panel, Stainless Steel – O/stations purchased separately |
| R/CH/ORB/RS16/S * | 16way Surface Refuge Panel, Stainless Steel – O/stations purchased separately |
| OUT STATIONS AND BACKBOXES | |
| R/CH/RCO/H/SS/1 * | Refuge Call Outstation, Stainless Steel, Requires Back Box |
| R/CH/RCO/H/GB * | Refuge Call Outstation, Green, Required Back Box |
| R/CH/RCO/S/BB/1 * | Refuge Call Back Box – Surface Mounting |
| R/CH/RCO/F/BB/1 * | Refuge Call Back Box – Flush Mounting |
| TELEPHONES | |
| R/CH/RCO/FG/1 * | Refuge Fire Telephone, Green, Flush Mounted |
| R/CH/RCO/SG/1 * | Refuge Fire Telephone, Green, Surface Mounted |
| R/CH/RCO/FR/1 * | Refuge Fire Telephone, Red, Flush Mounted |
| R/CH/RCO/SR/1 * | Refuge Fire Telephone, Red, Surface Mounted |

* For new installations the new Orbital range as outlined above will be used.

For existing installations the below products are still available.

| | |
|-----------------------------------|--|
| 1-WAY | |
| R/CH/CDC/RS1/F | 1-way flush refuge control panel c/w 1 x flush stainless steel outstation |
| R/CH/CDC/RS1/S | 1-way surface refuge control panel c/w 1 x surface stainless steel outstation |
| 4-WAY | |
| R/CH/CDC/RS4/F | 4-way flush refuge control panel – radial wiring, includes line cards |
| R/CH/CDC/RS4/S | 4-way surface refuge control panel – radial wiring, includes line cards |
| 8-WAY | |
| R/CH/CDC/RS8/F | 8-way flush refuge control panel – radial wired includes line cards |
| R/CH/CDC/RS8/S | 8-way surface refuge control panel – radial wired, includes line cards |
| 16-WAY | |
| R/CH/CDC/RS16/F | 16-way stainless steel flush refuge system – radial wiring-requires CH/LIN cards |
| R/CH/CDC/RS16/S | 16-way stainless steel surface refuge system – radial wiring-requires CH/LIN cards |
| LINE CARDS | |
| R/CH/LIN | Radial wired line cards (fitted in the panel) |
| OUT STATIONS AND BACKBOXES | |
| R/CH/RCO/H/SS | Refuge call outstation stainless steel, 24V handsfree (requires back box) |
| R/CH/RCO/F/BB | Refuge call back box – flush mounting |
| R/CH/RCO/S/BB | Refuge call back box – surface mounting |
| TELEPHONES | |
| R/CH/RCO/FG | Refuge call outstation green flush mounted c/w handset behind door |
| R/CH/RCO/SG | Refuge call outstation green surface mounted c/w handset behind door |
| R/CH/RCO/FR | Refuge call outstation red flush mounted c/w handset behind door |
| R/CH/RCO/SR | Refuge call outstation red surface mounted c/w handset behind door |

INDUCTION LOOPS



Channel has an extensive range of induction loop systems for a variety of different applications including portable room kits and counter loop induction kits.

For more information on this range, please visit our website or contact our sales team on 0845 884 7000

| PORTABLE KITS | |
|---------------------|---|
| I/CH/PIL/L | Desktop portable induction loop display sign |
| I/CH/PIL/SA | Portable induction loop self-adhesive sign |
| I/CHIL/PL1 | Portable induction loop system |
| I/CHIL/PL4 | Portable induction loop system complete with AFILS tester, AHHM/H meter and headphones case |
| COUNTER TOP KITS | |
| I/CHIL/ML1 | 20m ² wall mounting double gang |
| I/CHIL/ML1/K | Counter induction loop kit - loop cable provided has a 2m leader cable to a 700x700mm square loop. AMT tie/desk microphone provided has a 1.5m lead |
| CHIL/102 KITS | |
| I/CHIL/102C | Counter induction loop kit complete with tie/desk microphone - loop cable provided has a 2m leader cable to a 700x700mm square loop. AMT tie/desk microphone provided has 1.5m lead |
| I/CHIL/102L | Small room induction loop kit tie/desk microphone - 30m of loop cable provided. ATM tie/desk microphone provided has 1.5m lead |
| I/CHIL/102R | Small room induction loop kit plated microphone |
| I/CHIL/102S | TV lounge induction loop kit - 30m of loop cable provided. 6m of Belden 8723 provided to connect to outreach plate |
| CHIL/K KITS | |
| I/CHIL/K1 | Meeting room loop induction kit - No loop cable provided. 6m of Belden 8723 provided to connect to outreach plate |
| I/CHIL/K2 | Lecture room loop induction kit |
| I/CHIL/K3 | TV and music room loop induction kit |
| I/CHIL/K4 | Place of worship 1 loop induction kit |
| I/CHIL/K5 | Place of worship 2 loop induction kit |
| I/CHIL/K5H | Place of worship 3 loop induction kit complete with handheld mic - No loop cable provided. 6m of Belden 8723 provided to connect to outreach plate |
| FURTHER ACCESSORIES | |
| I/CH/RM | Rack mounting kit |
| I/CH/TEAR10 | Pack of 10 self-adhesive 'induction loop' label |
| I/CH/WM | Wall mounting kit |
| I/CHIL/200/2 | 200m ² free standing loop amplifier |
| I/CHIL/200E | 120m ² wall mounted loop amplifier |
| I/CHIL/500/2 | 500m ² free standing loop amplifier |
| I/CHIL/DOM | Loop amplifier with TV input |
| I/CH/APM | Omni-directional plated microphone |
| I/CH/AMT | Tie/desk microphone for use with CHIL |
| I/CH/AMH | Handheld microphone |
| I/CH/AMR | Levalier radio microphone AMR/LA |
| I/CH/AMR/H | Handheld radio microphone |
| I/CH/AML | Lectern microphone for use with CHIL |
| I/CH/AMLS | Short stemmed lectern microphone |
| I/CH/AMD | Desk top microphone c/w push-to-talk button |
| I/CH/AMP | Professional handheld microphone |
| I/CH/PRO45 | High gain microphone |
| I/CH/APJ | 3.5mm mono jack plate |
| I/CH/APL | Line level audio plate |
| I/CH/APQL | 6.35mm stereo jack plate |
| I/CH/APQM | Stereo jack plate for AMR microphone |
| I/CH/APXM | XLR microphone level plate for connection |
| I/CH/APXL | XLR line level plate |
| I/CH/APS | Scart to double phono lead |
| I/CH/APT | Loop connector plate |
| I/CHRX/TI | Loop test receiver |
| I/CH/AL1 | 3.5mm jack to 3.5mm jack lead |
| I/CH/AL2 | 3.5mm jack to double phono lead |
| I/CH/AL3 | 3.5mm jack to pre-cut end lead |
| I/CH/LOOP2/W | 1mm loop cable for use with CHIL/K kits |
| I/CH/LOOP3/W | 1.5mm white single core loop cable |
| I/CH/FLAT/1005 | 100m x 0.5mm copper tape (flat loop) |
| I/CH/FLAT/2005 | 100m x 1.0mm copper tape (flat loop) |
| I/CH/FLAT/3005 | 100m x 1.5mm copper tape (flat loop) |
| I/CH/BELDEN/25 | 25m of Belden 8723 audio cable |
| I/CH/TAPE | White tape to protect flat loop cable |

NURSE CALL

Quantec



Quantec represents the biggest breakthrough in call communication equipment for many years. The way it operates can be tailored to suit a care facility's specific requirements.

There are many other advanced features such as four different call levels (including an infrared staff attack facility), built-in data logging and full monitoring of all network devices.

| PRODUCT CODE | DESCRIPTION |
|--------------|--|
| N/QT601-2 | Addressable nurse call panel |
| F/CH24/3 | 3.2Ah 24V battery |
| N/CH385 | Flush bezel for Quantec QT601 / Refuge ECU/8 |
| N/QT603 | Network splitter - required to protect the network system from open & short circuit faults |
| N/QT608C | Repeat display unit and controls |
| N/QT608CD | Repeat display unit – no controls |
| N/QT609 | Call point button reset no remote socket (pear push) |
| N/QT609M | Call station magnetic reset no remote socket (pear push) |
| N/QT609R | Call point complete with button reset no remote socket (pear push) |
| N/QT609RM | Quantec call point/magnetic reset complete with I/R receiver no remote socket (pear push) |
| N/QT609S | Call point/sounder no remote socket (pear push) |
| N/CH/803M | Magnetic reset key complete with keyring |
| N/QT602 | Standard call point with remote socket |
| N/QT602E | Euro call point with button reset |
| N/QT602M | Magnetic reset/call unit |
| N/QT602R | Call station with I/R receiver |
| N/QT602RS | Call station/button reset with sounder |
| N/QT602S | Call station |
| N/QT606 | Overdoor light unit hard-wired |
| N/QT606A | Overdoor light unit addressable |
| N/QT688 | Addressable sounder |
| N/QT607 | Ceiling pull cord unit |
| N/QT604 | Door monitoring station |
| N/QT604M | Magnetic door monitoring system |
| N/CH/805C/6 | Switch call extension lead (pear push) |
| N/CH/805/14 | 14ft lead cable (pear push) |
| N/CH/805/25 | 25ft lead cable (pear push) |
| N/CH/805/AS | Remote air switch |
| N/CH/805/P | Hand/foot operated pneumatic pad |
| N/QT302RX | Ceiling mounted infra-red receiver |
| N/QT302RXS | Slave infra-red receiver |
| N/QT421 | Integrity 'monitored heartbeat' transmitter |
| N/QT422RX | Quantec MK2 radio receiver |
| N/QT422RXEX | Aerial for Quantec MK2 radio receiver |
| N/QT1001/S | Quantec pocket datapager |
| N/QT412RXA | Infra-red transmitter |
| N/QT423 | Configurator for QT412RXU |
| N/QT424/1 | 1-way charger for QT412 transmitters |
| N/QT424/10 | 10-way charger for QT412 transmitters |
| N/QT5050/LD | Quantec lead for paging transmitter |
| N/QT5050/S | Quantec transmitter/encoder assembly |
| N/QT611 | Universal interface (call unit) |
| N/QT612 | Relay output device |

Channel Call System

- 10-90 way master control panels
- Repeater panels and call/reset stations
- Over-door lamp units and door monitoring units
- Pear push and magnetic reset key
- Ceiling pull-cord unit and switchable sounders



| PRODUCT CODE | DESCRIPTION |
|----------------|---|
| N/CC/810K | 10-way call panel – without battery |
| N/CC/820K | 20-way call panel – without battery |
| N/CC/830K | 30-way call panel – without battery |
| N/CC/840K | 40-way call panel – without battery |
| N/CH12/2.1 | 2.1Ah 12v battery |
| N/CC/811K | 10-way call repeater panel |
| N/CC/821K | 20-way call repeater panel |
| N/CC/831K | 30-way call repeater panel |
| N/CH/812KE | 10-way nurse call panel + battery |
| N/CH/822KE | 20-way nurse call panel + battery |
| N/CH/811KE | 10-way nurse call repeater |
| N/CH/821KE | 20-way nurse call repeater |
| N/CH/802DB | Call station with push button reset |
| N/CH/802DEB1/2 | Two button emergency call point |
| N/CH/802DEM | Magnetic emergency call point |
| N/CH/802DEWM | Water resistant master alert point |
| N/CH/802DEWS | Water resistant slave alert point |
| N/CH/802DM | Point of call/reset unit |
| N/CH/804DE | Emergency call point |
| N/CH/809DEM | Magnetic emergency call/reset unit |
| N/CH/806C | Overdoor/corridor lamp unit |
| N/CH/806CS | Combined overdoor lamp/buzzer unit |
| N/CH/888D | Audible call tone unit |
| N/CH/807C | Ceiling pull cord call unit |
| N/CH/894DKB | Monitoring point button reset keyswitch |
| N/CH/894DKM | MK4 door monitoring point with magnetic reset |
| N/CH/809DB | Button reset point |
| N/CH/809DM | Magnetic reset unit |
| N/CH/805C/6 | Switch call extension lead (pear push) |
| N/CH/805/14 | 14ft lead cable (pear push) |
| N/CH/805/25 | 25ft lead cable (pear push) |
| N/CH/805/P | Hand/foot operated pneumatic pad |
| N/CH/805/AS | Remote air switch |
| N/CH/805D | 4-12ft tail call button |
| N/CH/889 | Call latch module |
| N/CH/889ERM | Multi-purpose call latch module |

WIRELESS NURSE CALL

Channel HTM Wireless nurse call




Images show from left to right CH/4100, CH/4000A, CH/4001 & CH/4002

The Medicare HTM Nurse Call series has been manufactured to meet the designed to be very easy to use and able to withstand the rigours of the Hospital & care homes market.

In the UK the NHS uses HTM Bedhead service standards for call systems in hospitals and clinics so we felt it wise to adopt the HTM standards into the system. Therefore, the display panels are colour matched to the HTM requirements for standard calls (orange), assistance calls (yellow), emergency calls (red), staff presence (green) and call accept (grey). Further the standard calls, assistance and emergency calls each have their own specific tone.

This combination of visual and audible alert provides care staff with a simple and safe method of correctly identifying the status of any call. The display panels have a touch screen allowing staff to accept calls. This informs all other staff that the call is being dealt with. There is also a mute facility on the panel to reduce sound intrusion. Both the call-accept and mute facility are only temporary and if the original call is not reset within 90 seconds the display panels will reinstate the call and sound. These facilities can be disabled if you do not require them.

A basic call-log is available on the display panels with the last 200 events viewable. However to supplement this we also provide a full, in-depth call-logging program for your office with response time log, room visited log, individual call point and date viewing as well as print and export to Excel facilities.

Our call points again use HTM colouring for each call type. Each button is raised to assist residents with poor eyesight. The labels for both the call point and pear-push lead (handset) have Microban® embedded to provide protection against bacteria. They are also luminous making them easy to find in the dark.

The bedroom units all have two sockets, one for the pear-push lead and a second for auxiliary items such as pressure mats etc. The call points are mounted on wall brackets and can be moved around the room for safe, easy operation, or secured using a locking clip.

| PRODUCT CODE | DESCRIPTION |
|---------------------|--|
| RECEIVERS | |
| N/CH/HTM/4000A | HTM 7" TFT Display screen with full function software |
| N/CH/HTM/4100 | HTM 15" TFT Display screen with full function software |
| N/CH/HTM/4031 | HTM RTX (signal booster) |
| N/CH/HTM/4500 | HTM Call logging hub and software (requires Windows XP or 7 based computer with an available serial port or USB port with MED 4 interface) |
| N/CH/MED1 | Flat wall mount for 7" TFT screens |
| N/CH/MED2 | Flat wall mount for 15" TFT screens |
| N/CH/MED3 | Ball and socket wall mount for 7" TFT screens |
| N/CH/MED4 | USB to serial interface with driver for use with call logging software |
| TRANSMITTERS | |
| N/CH/HTM/3999 | HTM Call point |
| N/CH/HTM/4001 | HTM Call point with pear push lead |
| N/CH/HTM/4001/A | HTM Call point with pull cord |
| N/CH/HTM/4002 | HTM Neck/Belt pendant |
| N/CH/HTM/4004 | HTM Door contact transmitters with key switch |
| N/CH/HTM/4004/A | HTM Door contact transmitters with magnet swipe and key switch |
| PAGING | |
| N/CH/5055 | Paging transmitter |
| N/CH/5060 | Alpha-numeric pager |
| ACCESSORIES | |
| N/CH/HTM/4019 | HTM Pear push lead |
| N/CH/MED7 | HTM Pressure mat standard |
| N/CH/MED8 | HTM Pressure mat heavy duty |
| N/CH/HTM/4022 | HTM Over-door light (requires 1 power 5Amp supply for up to 40 lights) |
| N/CH/RCLS | Internet / Mobile phone software |

For all requirements please contact Channel Technical Services team on 0845 884 7000

DDA ACCESSORIES

Deafguard



- Vibrating pillow alarm which weighs 830g
- Trigger – by alarms compliant BS5839-3
- Width 165mm, depth 125mm
- 4 x 1.5V C size alkaline batteries (do not use rechargeable batteries)
- Expected battery life 12 months

| PRODUCT CODE | DESCRIPTION |
|--------------|----------------------------------|
| F/DEAFGARD | Deafguard vibrating pillow alarm |

Touch alerter



- Easy to install, self-adhesive signage pad
- Supplied with fixed wireless bell with red flashing strobe
- Operating range of up to 100m
- 64 different operating channels to avoid doorbell interference
- Internal mounting makes for vandal proof fitting

| PRODUCT CODE | DESCRIPTION |
|--------------|--|
| N/CHTA/DG | Touch alerter for double glazed window |

CHIC



- Unique, 2 wire intercom design
- Equality Act (DDA compliant)
- Fits on most door frames
- Loudspeaker and flashing light on handset
- Sleek aluminium finish

| PRODUCT CODE | DESCRIPTION |
|--------------|-------------------|
| N/CHIC | Two wire intercom |

SYSTEM DESIGN, COMMISSIONING & MAINTENANCE

Channel offers a complimentary design service (terms and conditions apply) and will supply the products (via yourself) & commission the system, taking the onerous responsibility away from the contractor/engineer.

Let us absorb the onerous responsibility of designing your safety systems. Subject to size and scope of your project this can be offered as complimentary.



For more information speak to our Technical Services Division on 0845 884 7000

OUR SERVICES

Our services

SYSTEM DESIGN

Channel offers a complimentary design service (terms and conditions apply) and will supply the products (via yourself) and commission the system, taking the onerous responsibility away from the contractor/engineer.


For more information visit our website at www.channelsafety.co.uk. Offering you the benefit of over 35 years' industry experience; let us absorb the onerous responsibility of designing your safety systems. Subject to size and scope of your project this can be offered as complimentary.



FIRE PROJECT COMMISSIONING & MAINTENANCE

Channel offers one of the most comprehensive commissioning services in the industry and will ensure the system is in full working order and also in full compliance with appropriate BS Codes of Practice.

Channel can also service and maintain most fire detection systems, emergency lighting systems and even radio nurse call systems. For more information, please visit our website at www.channelsafety.co.uk.



BESPOKE MANUFACTURING

Channel's manufacturing team not only produce standard products but also meet our customers' diverse requests for custom designed and bespoke emergency lighting, nurse call and fire products. Every item passes a strict Quality Control process to ensure it meets the relevant standards. All items are inspected and tested prior to packing and despatch.

Channel is able to offer customer specified engraving on many items, please speak to a member of our sales team for further information. Number as below.



*For more information on any of the services we offer feel free to contact a member of our service team on **0845 884 7000** or send us an email service@channelsafety.co.uk*

TERMS AND CONDITIONS

- List prices are effective from 1st April 2013
- All prices are subject to VAT
- For equipment performance data please refer to the relevant Channel Safety Systems product data sheets detailed on our website www.channelsafety.co.uk
- The information provided in this price list is for guidance only and does not form part of a contract. Specifications should be checked prior to ordering
- All goods are supplied subject to Channel Safety Systems' terms and conditions, please see our website for full details
- Minimum Order Value = £150. All orders below this value are subject to £12.50 standard delivery charge. Next day delivery charge = £17.50. Prices exclude VAT
- Errors & omissions excluded. Specification is subject to change without notice.
- Full Terms & Conditions are available on our website or from our sales office.

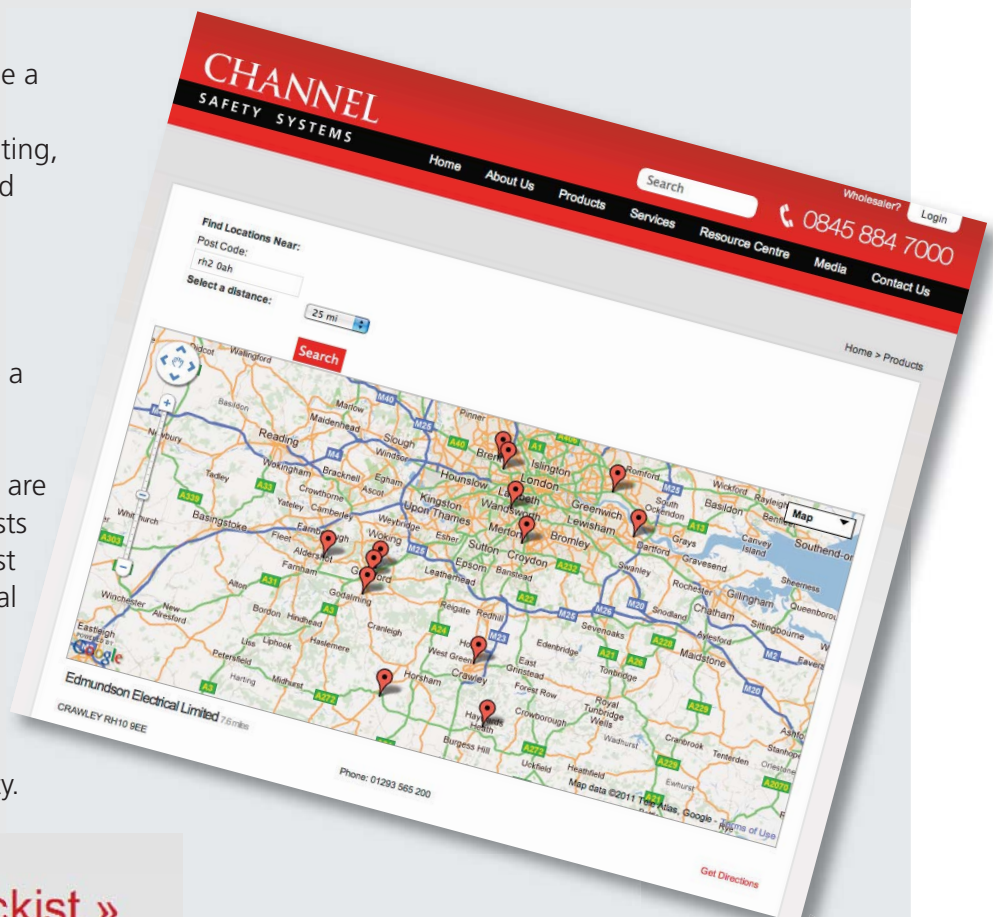
FIND A STOCKIST

Channel Safety Systems has become a leading supplier to the electrical wholesale trade for emergency lighting, fire detection, door entry, CCTV and disabled assistance products.

Within the UK, Channel regularly delivers to over 1,000 electrical wholesale branches so as to ensure a local service.

Within that distribution base, there are over 150 dedicated Channel stockists - they usually have stocks of our fast moving lines and increased technical familiarity with our ranges.

If you wish to locate a dedicated Channel stockist in your area, please use our online stockist facility.



Find a stockist »

www.channelsafety.co.uk/find-wholesaler/



PRODUCT INDEX

Emergency and commercial luminaires

| STOCK CODE | PAGE | STOCK CODE | PAGE | STOCK CODE | PAGE |
|-------------------|------|-----------------------|------|-------------------|------|
| E/AL/M3/LED | 4 | SP/PIC/FL/AD | 6 | E/SOL/M3F/2 | 11 |
| E/AL/M3/LED/SI | 4 | E/GR/NM3/LED | 7 | E/SOL/NM3F/2 | 11 |
| E/PIC/AL/AD | 4 | E/GR/NM3/LED/IP65 | 7 | E/SOL/S3F/2 | 11 |
| E/PIC/AL/AL | 4 | E/GR/NM3/LED/3 | 7 | E/SOL/MAINS/2/HF | 11 |
| E/PIC/AL/AR | 4 | E/GR/NM3/LED/4 | 7 | SP/SOL/M3F/2/ST | 11 |
| E/PIC/AL/AU | 4 | E/GN/LED/MDL | 7 | SP/SOL/NM3F/2/ST | 11 |
| E/DA/M3/LED/2/ST | 4 | E/GL/LED/NM3/1W/WH | 7 | E/PIC/WY/AU | 11 |
| S/LEG/DA/AU/2 | 4 | E/GL/LED/M3/5W/WH | 7 | E/PIC/WY/AD | 11 |
| S/LEG/DA/AR/2 | 4 | E/SSPOT/LED/PP | 8 | E/PIC/WY/AL | 11 |
| S/LEG/DA/AD/2 | 4 | E/SSPOT/LED/C | 8 | E/PIC/WY/AR | 11 |
| E/CHVL/M3/L/WHST | 4 | E/SSPOT/LED/OA | 8 | E/BZ/KT/SOL/WY/W | 11 |
| E/CHVL/M3/L/BRST | 4 | E/SSPOT/LED/POE | 8 | E/WY/M3F/3 | 12 |
| E/CHVL/M3/L/CHST | 4 | E/LED/GT/D/12CW | 9 | E/WY/M3F/CL/3 | 12 |
| S/LEG/VL/AD | 4 | E/LED/GT/D/12C/EM3 | 9 | E/WY/NM3F/3 | 12 |
| S/LEG/VL/ALR | 4 | E/MCT/NM3/MINILED | 9 | E/WY/NM3F/CL/3 | 12 |
| S/LEG/VL/AU | 4 | E/LED/PANEL/M3/MODULE | 9 | E/WY/S3F/3 | 12 |
| E/CHFO/M3/L/WHST | 5 | E/LX/M3F | 10 | E/WY/S3F/3/CL | 12 |
| E/CHFO/M3/L/BRST | 5 | E/LX/NM3F | 10 | E/WY/MAINS/3 | 12 |
| E/CHFO/M3/L/CHST | 5 | E/LX/MAINS/HF | 10 | E/WY/MAINS/3/CL | 12 |
| E/CHFO/M3/L/SAST | 5 | E/LX/S3F | 10 | SP/WY/M3F/3/ST | 12 |
| E/CHFO/CPB/WH | 5 | E/PIC/LX/AL | 10 | SP/WY/NM3F/3/ST | 12 |
| E/CHFO/CPB/BR | 5 | E/PIC/LX/AR | 10 | E/PIC/WY/AU | 12 |
| E/CHFO/CPB/SI | 5 | E/PIC/LX/AU | 10 | E/PIC/WY/AD | 12 |
| E/CHFO/WMB/WH | 5 | E/PIC/LX/AD | 10 | E/PIC/WY/AL | 12 |
| E/CHFO/WMB/BR | 5 | SP/LX/M3F/ST | 10 | E/PIC/WY/AR | 12 |
| E/CHFO/WMB/SI | 5 | SP/LX/NM3F/ST | 10 | E/BZ/KT/SOL/WY/W | 12 |
| E/CHFO/FMB/WH | 5 | E/ME/M3F | 10 | E/FOR/28/B/C | 12 |
| E/CHFO/FMB/BR | 5 | E/ME/NM3F | 10 | E/FOR/28/B/O | 12 |
| E/CHFO/FMB/SI | 5 | E/LEG/ME/AD | 10 | E/FOR/28/W/C | 12 |
| S/LEG/FO/AU | 5 | E/LEG/ME/ALR | 10 | E/FOR/28/W/O | 12 |
| S/LEG/FO/ALR | 5 | E/PIC/ME/PACK | 10 | E/FOR/28/M3F/B/C | 12 |
| S/LEG/FO/AD | 5 | E/BEZ/ME | 10 | E/FOR/28/M3F/B/O | 12 |
| E/RZ/M3/LED/H | 5 | E/BRACKET/ME | 10 | E/FOR/28/M3F/W/C | 12 |
| E/RZ/M3/LED/R | 5 | E/ME/M3F/110 | 10 | E/FOR/28/M3F/W/O | 12 |
| E/RZ/M3/LED/F | 5 | E/LEG/ME/AD | 10 | E/FOR/LED/B/C | 12 |
| E/RZ/M3/LED/W | 5 | E/LEG/ME/ALR | 10 | E/FOR/LED/B/O | 12 |
| E/PIC/RZ/ALR | 5 | E/PIC/ME/PACK | 10 | E/FOR/LED/W/C | 12 |
| E/PIC/RZ/AD | 5 | E/FL/M3F | 11 | E/FOR/LED/W/O | 12 |
| E/PIC/RZ/AU | 5 | E/FL/NM3F | 11 | E/FOR/LED/M3/B/C | 12 |
| E/PIC/RZ/F/ALR | 5 | E/FL/MAINS/HF | 11 | E/FOR/LED/M3/B/O | 12 |
| E/PIC/RZ/F/AD | 5 | E/FL/M3F/CH | 11 | E/FOR/LED/M3/W/C | 12 |
| E/PIC/RZ/F/AU | 5 | E/FL/M3F/SS | 11 | E/FOR/LED/M3/W/O | 12 |
| E/ME/M3/LED | 6 | E/FL/M3F/BR | 11 | E/PR3/28/WH/HF | 13 |
| E/ME/LED/SRK | 6 | E/FL/NM3F/BR | 11 | E/PR3/28/M3F/WH | 13 |
| E/PIC/ME/LED/PACK | 6 | E/FL/NM3F/CH | 11 | E/PR3/38/WH/HF | 13 |
| E/BK/M3/LED | 6 | E/FL/NM3F/SS | 11 | E/PR3/38/M3F/WH | 13 |
| E/BK/M3/LED/ST | 6 | E/LEG/FL/AD | 11 | E/IL2/MAINS/16/HF | 13 |
| E/BEZ/BK | 6 | E/LEG/FL/ALR | 11 | E/IL2/M3F/16 | 13 |
| E/FL/M3/LED | 6 | E/PIC/FL/AD | 11 | E/IL2/NM3F/16 | 13 |
| E/FL/M3/LED/ST | 6 | E/PIC/FL/AL | 11 | E/IL2/S3F/16 | 13 |
| E/LEG/FL/AD | 6 | E/PIC/FL/AR | 11 | E/IL2/MNS/28/HF | 13 |
| E/LEG/FL/ALR | 6 | SP/FL/M3F/ST | 11 | E/IL2/M3F/28 | 13 |
| E/PIC/FL/AD | 6 | SP/FL/NM3F/ST | 11 | E/IL2/NM3F/28 | 13 |
| E/PIC/FL/AL | 6 | E/FL/BEZ/UNI* | 11 | E/IL2/S3F/28 | 13 |
| E/PIC/FL/AR | 6 | SP/PIC/FL/AU | 11 | E/CL/28W/HF | 13 |
| E/FL/BEZ/UNI* | 6 | SP/PIC/FL/AL | 11 | E/CL/28W/M3F | 13 |
| SP/PIC/FL/AU | 6 | SP/PIC/FL/AD | 11 | S/TRIM/CL/GOLD | 13 |
| SP/PIC/FL/AL | 6 | E/L8/M3F | 11 | S/TRIM/CL/SILVER | 13 |
| | | E/L8/NM3F | 11 | | |

Emergency and commercial luminaires continued

| STOCK CODE | PAGE |
|---------------|------|
| S/TRIM/CL/WH | 13 |
| E/CLR/MNS/16/ | 14 |
| E/CLR/M3/16/ | 14 |
| E/CLR/MNS/28/ | 14 |
| E/CLR/M3/28/ | 14 |
| E/CLR/MNS/38/ | 14 |
| E/CLR/M3/38/ | 14 |
| E/CLS/MNS/16/ | 14 |
| E/CLS/M3/16/ | 14 |
| E/CLS/MNS/28/ | 14 |
| E/CLS/M3/28/ | 14 |
| E/CLS/MNS/38/ | 14 |
| E/CLS/M3/38/ | 14 |

| STOCK CODE | PAGE |
|------------------|------|
| E/MX/NM3T | 15 |
| E/MX/NM3T/WP | 15 |
| E/MX/NM3T/3 | 15 |
| E/MX/NM3T/3/WP | 15 |
| E/MX/NM1T/55W | 15 |
| E/MX/NM1T/55WP | 15 |
| E/LVK/M3T/20-50W | 15 |
| E/LVK/M3T/50/C2 | 15 |
| E/MCT/M3/36 | 15 |
| E/MCT/M3/58 | 15 |
| E/MCT/M3/70 | 15 |
| E/CMI/28 | 15 |
| E/CMI/38 | 15 |

| STOCK CODE | PAGE |
|----------------|------|
| B/D-D4000BH/2H | 16 |
| B/D-D4000BH/2S | 16 |
| B/D-D4000BH/3H | 16 |
| B/D-D4000BH/3S | 16 |
| B/D-D4000BH/4H | 16 |
| B/D-D4000BH/4S | 16 |
| B/D-D4000BH/5H | 16 |
| B/D-D4000BH/5S | 16 |

Security lighting

| STOCK CODE | PAGE |
|---------------------|------|
| E/FLOOD/LED/10W | 18 |
| E/FLOOD/LED/30W | 18 |
| E/FLOOD/LED/50W | 18 |
| E/FLOOD/LED/80W | 18 |
| E/FLOOD/LED/10W/PIR | 18 |
| E/FLOOD/LED/30W/PIR | 18 |
| E/FLOOD/LED/50W/PIR | 18 |
| E/MP/PIR/BK | 18 |

Door entry systems

| STOCK CODE | PAGE |
|-------------------|------|
| D/ENT/KIT/1/WH/SL | 21 |
| D/ENT/KIT/1/WH/KP | 21 |
| D/ENT/KIT/1/WH/P | 21 |
| D/ENT/KIT/2/WH/SL | 21 |
| D/ENT/KIT/2/WH/KP | 21 |
| D/ENT/KIT/2/WH/P | 21 |
| D/ENT/KIT/3/BK/SL | 21 |
| D/ENT/KIT/3/BK/KP | 21 |
| D/ENT/KIT/3/BK/P | 21 |
| D/ENT/KIT/4/BK/SL | 21 |
| D/ENT/KIT/4/BK/KP | 21 |
| D/ENT/KIT/4/BK/P | 21 |
| D/ENT/VPAN/SL | 22 |
| D/ENT/VPAN | 22 |
| D/ENT/VPAN/2 | 22 |
| D/ENT/VPAN/KP | 22 |
| D/ENT/VPAN/4 | 22 |
| D/ENT/VPAN/6 | 22 |
| D/ENT/VPAN/8 | 22 |
| D/ENT/PSU | 22 |
| D/ENT/VM/HF/4/WH | 22 |
| D/ENT/VM/HS/4/WH | 22 |
| D/ENT/VM/HF/7/BK | 22 |
| D/ENT/VM/HS/7/BK | 22 |
| D/ENT/VAHS | 22 |
| D/ENT/RIM | 22 |
| D/ENT/MORTICE/FL | 22 |
| D/ENT/PSU | 22 |
| D/ENT/SS/EB | 22 |
| D/ENT/EDR | 22 |

| STOCK CODE | PAGE |
|------------------------|------|
| D/ENT/MAG | 22 |
| D/ENT/MAG/MON | 22 |
| D/ENT/MAG/BRACKET | 22 |
| D/ENT/AUDIO/PSU | 22 |
| D/ENT/BPO1 | 22 |
| D/ENT/TIMESWITCH/24HRS | 22 |
| D/ENT/AUDIO/1 | 23 |
| D/ENT/AUDIO/2 | 23 |
| D/ENT/AUDIO/3 | 23 |
| D/ENT/AUDIO/4 | 23 |
| D/ENT/AUDIO/6 | 23 |
| D/ENT/AUDIO/8 | 23 |
| D/ENT/AUDIO/1/FL | 23 |
| D/ENT/AUDIO/2/FL | 23 |
| D/ENT/AUDIO/4/FL | 23 |
| D/ENT/AUDIO/6/FL | 23 |
| D/ENT/FL/1 | 23 |
| D/ENT/FL/2 | 23 |
| D/ENT/FL/3 | 23 |
| D/ENT/MASTER/1 | 23 |
| D/ENT/MASTER/2 | 23 |
| D/ENT/MASTER/3 | 23 |
| D/ENT/AUDIO/KP | 23 |
| D/ENT/BU01 | 23 |
| D/ENT/BU02 | 23 |
| D/ENT/BU03 | 23 |
| D/ENT/BU04 | 23 |
| D/ENT/BU06 | 23 |
| D/ENT/DA/KIT1 | 24 |
| D/ENT/DA/KIT2 | 24 |

| STOCK CODE | PAGE |
|-------------------|------|
| D/ENT/DA/KIT3 | 24 |
| D/ENT/DA/KIT4 | 24 |
| D/ENT/DA/KP/1 | 24 |
| D/ENT/EPX10 | 24 |
| D/ENT/KT10-B | 24 |
| D/ENT/STD-PCPS | 24 |
| D/ENT/EPX10-HP | 24 |
| D/ENT/SS/EB | 24 |
| D/ENT/WH/ED | 24 |
| D/ENT/RIM | 24 |
| D/ENT/MORTICE/FL | 24 |
| D/ENT/PSU | 24 |
| D/ENT/EDR | 24 |
| D/ENT/MAG | 24 |
| D/ENT/MAG/MON | 24 |
| D/ENT/MAG/BRACKET | 24 |
| D/ENT/PSU/12V/2A | 24 |
| N/CH12/2 | 24 |
| D/ENT/AUDIO/PSU | 24 |
| D/ENT/DDV | 25 |

CCTV

| STOCK CODE | PAGE |
|-------------------------|------|
| T/CCTV/KIT1 | 28 |
| T/CCTV/KIT2 | 28 |
| T/CCTV/KIT3 | 28 |
| T/CCTV/BULLET/4MM | 28 |
| T/CCTV/BULLET/8MM | 28 |
| T/CCTV/DOME/INDOOR | 28 |
| T/CCTV/DOME/IP66 | 28 |
| T/CCTV/BULLET/2.8-12 | 28 |
| T/CCTV/BULLET/5-50 | 28 |
| T/CCTV/DOME/IP66/2.8-12 | 28 |
| T/CCTV/PTZ/DOME | 29 |
| T/CCTV/DVR/16 | 29 |

| STOCK CODE | PAGE |
|-------------------|------|
| T/CCTV/DVR/8 | 29 |
| T/CCTV/MON/19X100 | 29 |
| T/CCTV/PSU/4WAY | 30 |
| T/CCTV/PSU/5A/5 | 30 |
| T/CCTV/PSU/10A/9 | 30 |
| T/CCTV/PSU/20A/18 | 30 |
| T/CCTV/PSU/1WAY | 30 |
| T/CCTV/BRACKET/1 | 30 |
| T/CCTV/HD/500GB | 30 |
| T/CCTV/LEAD/20M | 30 |
| T/CCTV/SIGN/1 | 30 |
| T/CCTV/BALUN | 30 |

| STOCK CODE | PAGE |
|---------------|------|
| E/CHWG/12 | 30 |
| T/CCTV/BCN | 30 |
| T/CCTV/2M | 30 |
| T/CCTV/DC2 | 30 |
| T/CCTV/ASSIST | 30 |

Fire alarm panels and detectors

| STOCK CODE | PAGE |
|-----------------|------|
| F/CDA/OPT/1 | 31 |
| F/CDA/ION/1 | 31 |
| F/CDA/HT/1 | 31 |
| F/CDA/CO/1 | 31 |
| F/CDA/CO/9V | 31 |
| F/CDA/WB | 31 |
| F/CDA/RL | 31 |
| F/CHRP/MASTER | 32 |
| F/CHRP/BGU | 32 |
| F/CHRP/OPT/WB | 32 |
| F/CHRP/WI | 32 |
| F/CHVS2/2Z/KIT | 33 |
| F/CHVS2/4Z/KIT | 33 |
| F/CHVS2/SMP/1 | 33 |
| F/CHVS2/HFA/1 | 33 |
| F/CHVS2/BGS/1 | 33 |
| F/CHBG/WP/1 | 33 |
| F/CHWB/BN/RD/DB | 33 |
| F/CHBN/RD/DB | 33 |
| F/CHBL/6/1 | 33 |
| F/CHBL/W8 | 33 |
| F/CHWB/R | 33 |
| F/CHWB/R/RD | 33 |
| F/CHWB/RD/DB | 33 |
| F/CHVS2/WB/1 | 33 |
| F/CHVS2/2Z | 33 |
| F/CHVS2/4Z | 33 |
| F/CHSC/2 | 34 |
| F/CHSC/4 | 34 |
| F/CHSC/8 | 34 |
| F/CHSC/R | 34 |
| F/CHSC/RDC | 34 |
| F/CH24/2.1 | 34 |
| F/CHBG/S | 34 |
| F/CHBG/WP/1 | 34 |
| F/CHHF/A | 34 |
| F/CHHF/A/HT | 34 |
| F/CHHR/A | 34 |
| F/CHSM/A | 34 |
| F/CHSM/P | 34 |
| F/CHWB/BN/RD/DB | 34 |
| F/CHBN/RD/DB | 34 |
| F/CHBL/6/1 | 34 |

| STOCK CODE | PAGE |
|-------------------|------|
| F/CHBL/W8 | 34 |
| F/CHWB/R | 34 |
| F/CHWB/R/ D | 34 |
| F/CHVS2/WB/1 | 34 |
| F/CHWB/D | 34 |
| F/CHWB/D/BN | 34 |
| F/CHAS/2 | 35 |
| F/CHAS/4 | 35 |
| F/CHAS/8 | 35 |
| F/CH24/2.1 | 35 |
| F/CH24/3 | 35 |
| F/CHSC/R | 35 |
| F/CHSC/RDC | 35 |
| F/CHBG/S/AS | 35 |
| F/CHSM/P/AS | 35 |
| F/CHHF/A/HT/AS | 35 |
| F/CHHR/A/AS | 35 |
| F/CHHF/HT/AS/WB | 35 |
| F/CHHR/AS/WB | 35 |
| F/CHHR/AS/WB/BN | 35 |
| F/CHSM/P/AS/WB | 35 |
| F/CHSM/P/AS/WB/BN | 35 |
| F/CHWB/D/AS | 35 |
| F/CHWB/D/BN/AS | 35 |
| F/CHWB/BN/RD/AS | 35 |
| F/CHWB/RD/AS | 35 |
| F/CHRM/AS | 35 |
| F/CHWB/AS/CAP/RD | 35 |
| F/CHWB/AS/CAP/WH | 35 |
| F/CHSA/2 | 36 |
| F/CHSA/4 | 36 |
| F/CHSA/8 | 36 |
| F/CHSA/2/PRO | 36 |
| F/CHSA/4/PRO | 36 |
| F/CHSA/8/PRO | 36 |
| F/CHSA/8/BEZ | 36 |
| F/CHSA/8/R | 36 |
| F/CH24/2.1 | 36 |
| F/CH24/3 | 36 |
| F/CHBG/S/SA | 36 |
| F/CHBG/S/SA/WP | 36 |
| F/CHSH/SA | 36 |
| F/CHSHS/SA | 36 |

| STOCK CODE | PAGE |
|------------------|------|
| F/CHBN/SU/SA | 36 |
| F/CHSU/I/SA | 36 |
| F/CHSA/SH/PRO | 36 |
| F/CHSA/SHS/PRO | 36 |
| F/CHSA/SHSB/PRO | 36 |
| F/CHSU/SA | 36 |
| F/CHSU/SA/WH | 36 |
| F/CHSW1/SA | 36 |
| F/CHOP/SA | 36 |
| F/CHHRT/SA | 36 |
| F/FW1001/1/16 | 37 |
| F/FW1001/2/32 | 37 |
| F/FW1001/R/16 | 37 |
| F/FW1001/R/32 | 37 |
| F/FW1001/NCC/16 | 37 |
| F/FW1001/NCC/32 | 37 |
| F/FW9003/1SE | 37 |
| F/FW9003/2SE | 37 |
| F/FW9003/5SE | 37 |
| F/FW9003/485 | 37 |
| F/FW9003/HI485 | 37 |
| F/LC9003 | 37 |
| F/FW9000/R | 37 |
| F/FW9000/RC | 37 |
| FW9004/1 | 37 |
| FW9004/2 | 37 |
| FW9004/4 | 37 |
| FW9004/40Z | 37 |
| FW9004/80Z | 37 |
| FW9004/NCC | 37 |
| FW9004/232 | 37 |
| FW9004/485 | 37 |
| FW9004/EBC | 37 |
| FW9004/EB | 37 |
| FW9004/KSP | 37 |
| FW9004/KS | 37 |
| FW9004/BEZ/1 | 37 |
| FW9004/BEZ/4 | 37 |
| FW9004/BEZ/1/EXT | 37 |
| FW9004/BEZ/EXT/4 | 37 |
| FW9004/UL/DL | 37 |
| F/CH24/3 | 37 |
| F/CH24/7 | 37 |

Fire alarm panels and detectors continued

| STOCK CODE | PAGE | STOCK CODE | PAGE | STOCK CODE | PAGE |
|---------------------|------|------------------------|------|------------------|------|
| F/CH24/12 | 37 | F/CH/HCP-W | 39 | F/EDA-Z5008 | 43 |
| F/CH24/17 | 37 | F/CH/HCP-W/SCI | 39 | F/EDA-Z5020 | 43 |
| F/CHBG/IS/95 | 38 | F/CH/HCP/KEY | 39 | N/CH12/7 | 43 |
| F/CHBG/WP/95/1 | 38 | F/CH/SR/MBOX | 39 | F/EDA-D5000 | 43 |
| F/CHHM/95 | 38 | F/CH/SCP/KEY | 39 | F/EDA-D6000 | 43 |
| F/CHHM/HT/95 | 38 | F/CH/TCH-B100 | 39 | F/EDA-D6030 | 43 |
| F/CHSM/A/95 | 38 | F/CH/RT-1 | 39 | F/EDA-R5000 | 43 |
| F/CHSM/M/95 | 38 | F/CH/RT-2 | 39 | F/EDA-R6000 | 43 |
| F/CHSM/P/95 | 38 | F/CH/TE-LCT | 39 | F/EDA-R6030 | 43 |
| F/BASE/95 | 38 | F/CH/TE-TLE | 39 | F/EDA-T5100 | 43 |
| F/CHIO/1/95 | 38 | F/CHBG/IS/DISC/ | 40 | F/EDA-C5000 | 43 |
| F/CHIO/1/95/240 | 38 | F/CHHM/DISC | 40 | F/EDA-A6000 | 43 |
| F/CHIO/3/95 | 38 | F/CHSM/A/DISC | 40 | F/EDA-A6030 | 43 |
| F/CHIS/95 | 38 | F/CHSM/M/DISC | 40 | F/EDA-A6060 | 43 |
| F/CHIS/95/DB | 38 | F/CHSM/P/DISC | 40 | F/EDA-T6080 | 43 |
| F/CHSN/95 | 38 | F/CHBM/SA | 40 | F/EDA-T5000 | 43 |
| F/CHSW/95 | 38 | F/CHBM/80/KIT | 40 | F/EDA-Z6000 | 43 |
| F/CHZM/95 | 38 | F/CHBM/100/KIT | 40 | F/EDA-Z6010 | 43 |
| F/CHBN/95 | 38 | F/CHBM/R/50 | 40 | F/EDA-Z6020 | 43 |
| F/CHBN/95/A | 38 | F/CHBM/R/100 | 40 | F/EDA-Z6030 | 43 |
| F/CHWB/95/AP | 38 | F/CHBM/R/50/95 | 40 | F/EDA-Y5000 | 43 |
| F/CHWB/BN/95/A | 38 | F/CHBM/R/100/95 | 40 | F/EDA-Z5000 | 43 |
| F/CHWB/BN/95/AP | 38 | F/CH/MBD | 40 | S/BATT/EDA-Q670 | 43 |
| F/CHWB/BN/95/IS | 38 | F/CHSM/PWB/XPAND | 41 | S/BATT/EDA-Q690 | 43 |
| F/CHWB/IS/IN/95A | 38 | F/CHHM/WB/XPAND | 41 | F/CH/VLC-400 | 44 |
| F/COVER/RD/1 | 38 | F/CHHM/HT/WB/XPAND | 41 | F/CH/VLC-500RO | 44 |
| F/COVER/WH/1 | 38 | F/CHSM/M/WB/XPAND | 41 | F/CH/VLF-250 | 44 |
| F/FW1001/1/16/H | 39 | F/CHSM/PWB/BN/XPAND | 41 | F/CH/VLF-500 | 44 |
| F/FW1001/1/32/H | 39 | F/CHHM/WB/BN/XPAND | 41 | F/CH/VLP-002 | 44 |
| F/CH/ALG-E | 39 | F/CHHM/HT/WB/BN/XPAND | 41 | F/CH/VLP-012 | 44 |
| F/CH/ACA-E | 39 | F/CHSM/M/WB/BN/XPAND | 41 | F/CH/VLS-204 | 44 |
| F/CH/ACB-E | 39 | F/CHSM/M/WB/BN/XPAND | 41 | F/CH/VPS-215 | 44 |
| F/CH/ACB-EW | 39 | F/CHSM/M/WB/BN/XPAND | 41 | F/CH/VPS-220 | 44 |
| F/CH/YBN/R/3 | 39 | F/CHSM/M/WB/BN/XPAND | 41 | F/CH24/12 | 44 |
| F/CH/YBO-R/3 | 39 | F/CHSM/PWB/BNC/XPAND | 41 | F/CH24/7 | 44 |
| F/CH/YBO-R/3/WHT | 39 | F/CHHM/WB/BNC/XPAND | 41 | F/CH/PIP-001/1M | 44 |
| F/CH/YBO-R/SCI/WHT | 39 | F/CHHM/HT/WB/BNC/XPAND | 41 | F/CH/PIP-001/20 | 44 |
| /CH/YBO-R/SCI/W/CHQ | 39 | F/CHSM/P/XPAND | 41 | F/CH/PIP-002 | 44 |
| F/CH/YBO-R/SCI/R | 39 | F/CHHM/XPAND | 41 | F/CH/PIP-003 | 44 |
| F/CH/YBO-BS/WHT | 39 | F/CHSM/M/XPAND | 41 | F/CH/PIP-005 | 44 |
| F/CH/YBO-BSB/WHT | 39 | F/CHBG/XPAND | 41 | F/CH/PIP-006 | 44 |
| F/CH/CHQ-WS2/R | 39 | F/CHWB/XPAND | 41 | F/CH/PIP-007 | 44 |
| F/CH/CHQ-WS2/WHT | 39 | F/CHWB/BN/XPAND | 41 | F/CH/PIP-008 | 44 |
| F/CH/CHQ-WSB/R | 39 | F/CHIF/XPAND | 41 | F/CH/PIP-009 | 44 |
| F/CH/CHQ-WSB/WHT | 39 | F/CH/XPAND/AERIAL | 41 | F/CH/PIP-012 | 44 |
| F/CH/WS2-WPK | 39 | F/CH/XPAND/SVU | 41 | F/CH/PIP-014 | 44 |
| F/CH/WS2-WPK/WHT | 39 | S/XPART TAG | 41 | F/CH/PIP-015 | 44 |
| F/CH/CHQ-AB | 39 | S/XPART TAG/WH | 41 | F/CH/PIP-016 | 44 |
| F/CH/CHQ-AB/WHT | 39 | F/CHRFA/16Z | 42 | F/CH/PIP-059-001 | 44 |
| F/CH/SI/CAP | 39 | F/CHRFA/16Z/NC | 42 | F/CH/PIP-059-007 | 44 |
| F/CH/SI/CAP/WHT | 39 | F/CHRFA/BG | 42 | F/CH/PIP-222-059 | 44 |
| F/CH/CHQ-DIM/SCI | 39 | F/CHRFA/SHD | 42 | F/CH/VSP-005 | 44 |
| F/CH/CHQ-DRC/SCI | 39 | F/CHRFA/SHD/WB/BN | 42 | F/AL/H8040N | 45 |
| F/CH/CHQ-DSC/SCI | 39 | F/CHRFA/WB/BN | 42 | F/AL/H8045N | 45 |
| F/CH/CHQ-DZM/SCI | 39 | F/CHRFA/IO | 42 | F/AL/H8028 | 45 |
| F/CH/CHQ-MRC/SCI | 39 | F/CHRFA/SB | 42 | F/AL/H8069 | 45 |
| F/CH/CHQ-SZM/SCI | 39 | F/CHRFA/CABLE | 42 | F/AL/H9650 | 45 |
| F/CH/CHQ-SIM | 39 | F/CHRFA/SK | 42 | F/CHBG/S | 45 |
| F/CH/CHQ-POM | 39 | | | F/CHBG/WP/1 | 45 |
| F/CH/CHQ-ADAPTER | 39 | | | F/CH/PC | 45 |
| F/CH/HCP-E | 39 | | | F/CH/EDR/FLEX | 45 |
| F/CH/HCP-E/SCI | 39 | | | | |

Fire alarm panels and detectors continued

| STOCK CODE | PAGE | STOCK CODE | PAGE | STOCK CODE | PAGE |
|------------------|------|-----------------|------|-----------------|------|
| F/CH/PIP-221-035 | 44 | F/EXT/6LT/F/SF | 48 | F/CHWG/27 | 49 |
| F/CH/ER | 45 | F/EXT/6KG/DP/SF | 48 | F/CHWG/28 | 49 |
| F/CH/FVE | 45 | F/CHFB/RD1/EN | 48 | F/CHWG/29 | 49 |
| F/CHBGC/F | 45 | F/CHFB/RD3/EN | 48 | F/CHWG/30 | 49 |
| F/CHBGC/S | 45 | F/CHFB/RD4/EN | 48 | F/CHWG/31 | 49 |
| F/CHBGC/F/S | 45 | F/CHFB/RD5/EN | 48 | F/CH/SOLO/100 | 50 |
| F/CHBGC/S/S | 45 | N/CH12/2 | 48 | F/CH/SOLO/101 | 50 |
| S/BG/COVER | 45 | N/CH12/2.1 | 48 | F/CH/SOLO/108 | 50 |
| F/KEY BOX | 45 | N/CH12/3 | 48 | F/CH/SOLO/200 | 50 |
| F/CHSG | 45 | N/CH12/7 | 48 | F/CH/SOLO/330 | 50 |
| F/PSU/12/1/BM | 46 | F/CH12/12 | 48 | F/CH/SOLO/423 | 50 |
| F/PSU/12/2/BM | 46 | F/CH12/17 | 48 | F/CH/SOLO/424 | 50 |
| F/PSU/12/3/BM | 46 | F/CH12/24 | 48 | F/CH/SOLO/460 | 50 |
| F/PSU/12/5/BM | 46 | F/CH12/38 | 48 | F/CH/SOLO/461 | 50 |
| F/PSU/24/1/BM | 46 | F/CH24/2 | 48 | F/CH/SOLO/610 | 50 |
| F/PSU/24/2/BM | 46 | F/CH24/2.1 | 48 | F/CH/SOLO/725 | 50 |
| F/PSU/24/3/BM | 46 | F/CH24/3 | 48 | F/CH/SOLO/760 | 50 |
| F/PSU/24/5/BM | 46 | F/CH24/7 | 48 | F/CH/SOLO/808 | 50 |
| F/PSU24/3/BMEN54 | 46 | F/CH24/12 | 48 | F/CH/SOLO/809 | 50 |
| N/CH12/2.1 | 46 | F/CH24/17 | 48 | F/CH/SOLO/810 | 50 |
| N/CH12/3 | 46 | F/CH24/24 | 48 | F/CH/SOLO/811 | 50 |
| N/CH12/7 | 46 | F/CH24/38 | 48 | F/CH/SOLO/814 | 50 |
| F/CH24/2.1 | 46 | F/CHWG/1 | 49 | F/CH/SOLO/822 | 50 |
| F/CH24/3 | 46 | F/CHWG/2 | 49 | F/CH/SOLO/823 | 50 |
| F/CH24/7 | 46 | F/CHWG/3 | 49 | F/CH/SOLO/CO | 50 |
| F/CHRI/60 | 46 | F/CHWG/4 | 49 | F/CH/SOLOA3-001 | 50 |
| F/CHRI/C | 46 | F/CHWG/33 | 49 | F/CH/SOLOA7-001 | 50 |
| F/CHFA/SFS | 46 | F/CHWG/5 | 49 | | |
| F/CHDC | 47 | F/CHWG/6 | 49 | | |
| F/CHDR/24 | 47 | F/CHWG/7 | 49 | | |
| F/CHDR/240 | 47 | F/CHWG/8 | 49 | | |
| F/CHDR/BK | 47 | F/CHWG/10 | 49 | | |
| F/CHDR/CHAIN | 47 | F/CHWG/11 | 49 | | |
| F/CHDR/AUDIO | 47 | F/CHWG/12 | 49 | | |
| F/CHDR/PSU/2 | 47 | F/CHWG/13 | 49 | | |
| F/CHDR/PSU/4 | 47 | F/CHWG/14 | 49 | | |
| F/EXT/2KG/DP | 48 | F/CHWG/15 | 49 | | |
| F/EXT/6KG/DP | 48 | F/CHWG/16 | 49 | | |
| F/EXT/9KG/DP | 48 | F/CHWG/18 | 49 | | |
| F/EXT/6LT/F | 48 | F/CHWG/20 | 49 | | |
| F/EXT/9LT/F | 48 | F/CHWG/23 | 49 | | |
| F/EXT/9LT/W | 48 | F/CHWG/25 | 49 | | |
| F/EXT/2KG/C02 | 48 | F/CHWG/26 | 49 | | |

Assistance products

| STOCK CODE | PAGE | STOCK CODE | PAGE | STOCK CODE | PAGE |
|----------------|------|----------------|------|-----------------|------|
| N/HARK/1 | 51 | N/HARK/RI/4 | 51 | R/CH/ORB/RS4/S | 52 |
| N/HARK+ | 51 | N/HARK/RI/4/SS | 51 | R/CH/ORB/RS8/F | 52 |
| N/HARK/1/PB | 51 | N/HARK/RI/5 | 51 | R/CH/ORB/RS8/S | 52 |
| N/HARK/1/PC | 51 | N/HARK/RI/5/SS | 51 | R/CH/ORB/RS16/F | 52 |
| N/HARK/1/PSU | 51 | N/HARK/RI/6 | 51 | R/CH/ORB/RS16/S | 52 |
| N/HARK/1/RS | 51 | N/HARK/RI/6SS | 51 | R/CH/RCO/H/SS/1 | 52 |
| N/HARK/PC/SS | 51 | N/HARK/RI/7 | 51 | R/CH/RCO/H/GB | 52 |
| N/HARK/PSU/SS | 51 | N/HARK/RI/7/SS | 51 | R/CH/RCO/S/BB/1 | 52 |
| N/HARK/RS/SS | 51 | N/HARK/RI/8 | 51 | R/CH/RCO/F/BB/1 | 52 |
| N/HARK/RI/1 | 51 | N/HARK/RI/8/SS | 51 | R/CH/RCO/FG/1 | 52 |
| N/HARK/RI/1/SS | 51 | N/HARK/RI/9 | 51 | R/CH/RCO/SG/1 | 52 |
| N/HARK/RI/2 | 51 | N/HARK/RI/9/SS | 51 | R/CH/RCO/FR/1 | 52 |
| N/HARK/RI/2/SS | 51 | R/CH/ORB/RS2/F | 52 | R/CH/RCO/SR/1 | 52 |
| N/HARK/RI/3 | 51 | R/CH/ORB/RS2/S | 52 | R/CH/CDC/RS1/F | 52 |
| N/HARK/RI/3/SS | 51 | R/CH/ORB/RS4/F | 52 | | |

Assistance products contiuned

| STOCK CODE | PAGE |
|-----------------|------|
| R/CH/CDC/RS1/S | 52 |
| R/CH/CDC/RS4/F | 52 |
| R/CH/CDC/RS4/S | 52 |
| R/CH/CDC/RS8/F | 52 |
| R/CH/CDC/RS8/S | 52 |
| R/CH/CDC/RS16/F | 52 |
| R/CH/CDC/RS16/S | 52 |
| R/CH/LIN | 52 |
| R/CH/RCO/H/SS | 52 |
| R/CH/RCO/F/BB | 52 |
| R/CH/RCO/S/BB | 52 |
| R/CH/RCO/FG | 52 |
| R/CH/RCO/SG | 52 |
| R/CH/RCO/FR | 52 |
| R/CH/RCO/SR | 52 |
| R/CH/ECU/4 | 52 |
| R/CH/ECU/8 | 52 |
| R/CH/ECU/8S | 52 |
| F/CH24/7 | 52 |
| R/CH/EVC/302/F | 52 |
| R/CH/EVC/302/S | 52 |
| N/CH385 | 52 |
| R/CH/BF359/1 | 52 |
| R/CH/ECU/721 | 52 |
| I/CH/PIL/L | 53 |
| I/CH/PIL/SA | 53 |
| I/CHIL/PL1 | 53 |
| I/CHIL/PL4 | 53 |
| I/CHIL/ML1 | 53 |
| I/CHIL/ML1/K | 53 |
| I/CHIL/102C | 53 |
| I/CHIL/102L | 53 |
| I/CHIL/102R | 53 |
| I/CHIL/102S | 53 |
| I/CHIL/K1 | 53 |
| I/CHIL/K2 | 53 |
| I/CHIL/K3 | 53 |
| I/CHIL/K4 | 53 |
| I/CHIL/K5 | 53 |
| I/CHIL/K5H | 53 |
| I/CH/RM | 53 |
| I/CH/TEAR10 | 53 |
| I/CH/WM | 53 |
| I/CHIL/200/2 | 53 |
| I/CHIL/200E | 53 |
| I/CHIL/500/2 | 53 |
| I/CHIL/DOM | 53 |
| I/CH/APM | 53 |
| I/CH/AMT | 53 |
| I/CH/AMH | 53 |
| I/CH/AMR | 53 |
| I/CH/AMR/H | 53 |
| I/CH/AML | 53 |
| I/CH/AMLS | 53 |
| I/CH/AMD | 53 |
| I/CH/AMP | 53 |
| I/CH/PRO45 | 53 |
| I/CH/APJ | 53 |
| I/CH/APL | 53 |
| I/CH/APQL | 53 |
| I/CH/APQM | 53 |

| STOCK CODE | PAGE |
|----------------|------|
| I/CH/APXM | 53 |
| I/CH/APXL | 53 |
| I/CH/APS | 53 |
| I/CH/APT | 53 |
| I/CHRX/TI | 53 |
| I/CH/AL1 | 53 |
| I/CH/AL2 | 53 |
| I/CH/AL3 | 53 |
| I/CH/LOOP2/W | 53 |
| I/CH/LOOP3/W | 53 |
| I/CH/FLAT/1005 | 53 |
| I/CH/FLAT/2005 | 53 |
| I/CH/FLAT/3005 | 53 |
| I/CH/BELDEN/25 | 53 |
| I/CH/TAPE | 53 |
| N/QT601-2 | 54 |
| F/CH24/3 | 54 |
| N/CH385 | 54 |
| N/QT603 | 54 |
| N/QT608C | 54 |
| N/QT608CD | 54 |
| N/QT609 | 54 |
| N/QT609M | 54 |
| N/QT609R | 54 |
| N/QT609RM | 54 |
| N/QT609S | 54 |
| N/CH/803M | 54 |
| N/QT602 | 54 |
| N/QT602E | 54 |
| N/QT602M | 54 |
| N/QT602R | 54 |
| N/QT602RS | 54 |
| N/QT602S | 54 |
| N/QT606 | 54 |
| N/QT606A | 54 |
| N/QT688 | 54 |
| N/QT607 | 54 |
| N/QT604 | 54 |
| N/QT604M | 54 |
| N/CH/805C/6 | 54 |
| N/CH/805/14 | 54 |
| N/CH/805/25 | 54 |
| N/CH/805/AS | 54 |
| N/CH/805/P | 54 |
| N/QT302RX | 54 |
| N/QT302RXS | 54 |
| N/QT421 | 54 |
| N/QT422RX | 54 |
| N/QT422RXEX | 54 |
| N/QT1001/S | 54 |
| N/QT412RXA | 54 |
| N/QT423 | 54 |
| N/QT424/1 | 54 |
| N/QT424/10 | 54 |
| N/QT5050/LD | 54 |
| N/QT5050/S | 54 |
| N/QT611 | 54 |
| N/QT612 | 54 |
| N/CC/810K | 55 |
| N/CC/820K | 55 |
| N/CC/830K | 55 |

| STOCK CODE | PAGE |
|----------------|------|
| N/CC/840K | 55 |
| N/CH12/2.1 | 55 |
| N/CC/811K | 55 |
| N/CC/821K | 55 |
| N/CC/831K | 55 |
| N/CH/812KE | 55 |
| N/CH/822KE | 55 |
| N/CH/811KE | 55 |
| N/CH/821KE | 55 |
| N/CH/802DB | 55 |
| N/CH/802DEB1/2 | 55 |
| N/CH/802DEM | 55 |
| N/CH/802DEWM | 55 |
| N/CH/802DEWS | 55 |
| N/CH/802DM | 55 |
| N/CH/804DE | 55 |
| N/CH/809DEM | 55 |
| N/CH/806C | 55 |
| N/CH/806CS | 55 |
| N/CH/888D | 55 |
| N/CH/807C | 55 |
| N/CH/894DKB | 55 |
| N/CH/894DKM | 55 |
| N/CH/809DB | 55 |
| N/CH/809DM | 55 |
| N/CH/805C/6 | 55 |
| N/CH/805/14 | 55 |
| N/CH/805/25 | 55 |
| N/CH/805/P | 55 |
| N/CH/805/AS | 55 |
| N/CH/805D | 55 |
| N/CH/889 | 55 |
| N/CH/889ERM | 55 |
| N/CH/4000A | 56 |
| N/CH/4100 | 56 |
| N/CH/4031 | 56 |
| N/CH/4500 | 56 |
| N/CH/MED1 | 56 |
| N/CH/MED2 | 56 |
| N/CH/MED3 | 56 |
| N/CH/3999 | 56 |
| N/CH/4001 | 56 |
| N/CH/4001/A | 56 |
| N/CH/4002 | 56 |
| N/CH/4004 | 56 |
| N/CH/4004/A | 56 |
| N/CH/5055 | 56 |
| N/CH/5060 | 56 |
| N/CH/4019 | 56 |
| N/CH/MED7 | 56 |
| N/CH/MED8 | 56 |
| N/CH/4022 | 56 |
| N/CH/RCLS | 56 |
| F/DEAFGARD | 57 |
| N/CHTA/DG | 57 |
| N/CHIC | 57 |

EMERGENCY & COMMERCIAL LUMINAIRES



PRODUCTS AVAILABLE

- LED signage
- LED Twinspace
- LED Retrofit & conversion kits
- Signage & luminaires
- Fluorescent conversion kits
- Static Inverters
- LED Luminaires
- LED Downlight
- Conventional Fluorescent
- Fluorescent Twinspace
- Emergency Lighting Batteries
- Central battery systems



DOOR ENTRY SYSTEMS



PRODUCTS AVAILABLE

- Video entry systems
- Access control
- Intercoms
- Accessories
- Handset options
- Audio entry systems
- Call stations
- Magnetic door locks
- Hands free options
- Digital Door Viewer

FIRE ALARMS, PANELS & DETECTORS



PRODUCTS AVAILABLE

- Wireless battery operated
- 2 wire conventional
- Analogue addressable devices
- Wireless systems
- Fire accessories
- 4 wire conventional
- Analogue addressable systems
- Beam smoke detection
- Aspirating equipment
- Maintenance test equipment



SECURITY LIGHTING

PRODUCTS AVAILABLE

- MotionPro 10W
- MotionPro 30W
- MotionPro 50W
- MotionPro 80W
- PIR Motion detection



CCTV

PRODUCTS AVAILABLE

- Bullet cameras
- Dome cameras
- Varifocal cameras
- PTZ camera
- DVR - 8 & 16 channel
- Monitors
- Signage
- Mounting brackets
- Power Supply units
- Technical support



ASSISTANCE PRODUCTS

PRODUCTS AVAILABLE

- Toilet alarm kits
- Refuge alarms
- Induction loops
- Nurse call
- Wireless nurse call
- DDA accessories



CHANNEL

SAFETY SYSTEMS

www.channelsafety.co.uk

